

5km et 10km de l'Urban Trail de Lille

Résultats 10km - Label National

Pos.	Do	Nom	Sexe	Cat.	Nat.	A	Club	TNet	TBrut	Allure	Vitesse
10km - Label National											
1.	1	★ DAGUINOS,	1.M	1.SEM		20	US TALENCE*	27:04	27:04	2:42 min/km	22.1 km/h
2.	17	★ LELGUT,	2.M	2.SEM		19		27:16	27:16	2:43 min/km	22.0 km/h
3.	10	★ ROTICH,	3.M	1.ESM		20		27:18	27:18	2:43 min/km	21.9 km/h
4.	7	★ KIBOR,	4.M	3.SEM		20		27:30	27:31	2:45 min/km	21.8 km/h
5.	3	★ NORDAS,	5.M	4.SEM		19		27:31	27:31	2:45 min/km	21.8 km/h
6.	2	★ WALE,	6.M	5.SEM		20		27:33	27:33	2:45 min/km	21.7 km/h
7.	14	★ TOLESA,	7.M	2.ESM		20		27:34	27:34	2:45 min/km	21.7 km/h
8.	5	★ ALEMU, ABEL	8.M	1.JUM		20		27:35	27:37	2:45 min/km	21.7 km/h
9.	8	★ ABDILAAHI,	9.M	6.SEM		19		27:40	27:40	2:45 min/km	21.6 km/h
10.	16	★ KIPEMOI,	10.M	3.ESM		20		27:41	27:41	2:46 min/km	21.6 km/h
11.	12	★ WAFULA,	11.M	4.ESM		20		27:50	27:50	2:46 min/km	21.5 km/h
12.	6	★ GUERRA,	12.M	7.SEM		20		27:59	27:59	2:47 min/km	21.4 km/h
13.	15	★ YITAYIH,	13.M	5.ESM		20		27:59	28:00	2:47 min/km	21.4 km/h
14.	11	★ GOMES,	14.M	8.SEM		20		28:07	28:08	2:48 min/km	21.3 km/h
15.	20	★ MAYWA,	15.M	6.ESM		20		28:14	28:14	2:49 min/km	21.2 km/h
16.	9	★ SVELA, PER	16.M	9.SEM		19		28:16	28:16	2:49 min/km	21.2 km/h
17.	4	★ GIRMA,	17.M	7.ESM		20		28:16	28:17	2:49 min/km	21.2 km/h
18.	24	★ VERCAUTER	18.M	10.SEM		19		28:21	28:22	2:50 min/km	21.1 km/h
19.	19	★ MUSAU,	19.M	2.JUM		20		28:44	28:45	2:52 min/km	20.8 km/h
20.	13	★ MUUSE,	20.M	11.SEM		20		28:47	28:47	2:52 min/km	20.8 km/h
21.	18	★ HELANDER,	21.M	12.SEM		20		29:08	29:09	2:54 min/km	20.5 km/h
22.	23	ÉMILE, Pierre	22.M	13.SEM		19	S/L AS	29:20	29:21	2:56 min/km	20.4 km/h
23.	19	DOISON,	23.M	14.SEM		19		29:20	29:22	2:56 min/km	20.4 km/h
24.	16	BLONDEL,	24.M	15.SEM		19	S/L AS	29:22	29:23	2:56 min/km	20.4 km/h
25.	11	GOLINELLI,	25.M	1.M0M		19	CA MONTREUIL	29:31	29:32	2:57 min/km	20.3 km/h
26.	22	PROUTEAU,	26.M	16.SEM		20	TREGUEUX	29:40	29:40	2:57 min/km	20.2 km/h
27.	18	WOLINSKI,	27.M	17.SEM		20	SATUC	29:50	29:52	2:59 min/km	20.0 km/h
28.	20	BERRUYER,	28.M	18.SEM		19	TREGUEUX	29:52	29:54	2:59 min/km	20.0 km/h
29.	27	ADAM,	29.M	19.SEM		19		29:55	29:55	2:59 min/km	20.0 km/h
30.	27	★ MORISSEAU,	30.M	20.SEM		19	S/L E. CEYRAT A.	29:55	29:56	2:59 min/km	20.0 km/h
31.	10	★ CHESIRO,	1.F	1.ESF		20		29:56	29:56	2:59 min/km	20.0 km/h
32.	25	★ VERPRAET,	31.M	21.SEM		19	RC ARRAS*	30:01	30:02	3:00 min/km	19.9 km/h
33.	24	BASTIEN,	32.M	22.SEM		20		30:02	30:03	3:00 min/km	19.9 km/h
34.	18	MAILLARD,	33.M	8.ESM		20	EA CERGY	30:03	30:04	3:00 min/km	19.9 km/h
35.	26	VAN	34.M	2.M0M		19		30:04	30:06	3:00 min/km	19.9 km/h
36.	23	LE COZLER,	35.M	23.SEM		19	S/L US BERRY	30:08	30:09	3:00 min/km	19.9 km/h
37.	25	SZURHAJ,	36.M	24.SEM		19	S/L AC	30:08	30:09	3:00 min/km	19.9 km/h
38.	21	DEMARCO,	37.M	25.SEM		19	NOUVEAU ST	30:12	30:14	3:01 min/km	19.8 km/h
39.	24	★ LIGUORI,	38.M	26.SEM		19	CA MONTREUIL	30:14	30:15	3:01 min/km	19.8 km/h
40.	15	DIRAT, Franck	39.M	27.SEM		19	S/L ES	30:18	30:19	3:01 min/km	19.7 km/h
41.	10	★ YASHANEH,	2.F	2.ESF		20		30:23	30:23	3:02 min/km	19.7 km/h
42.	18	LE PALUD,	40.M	28.SEM		19	SO HOUILLES	30:21	30:24	3:02 min/km	19.7 km/h
43.	16	LESOUEVE,	41.M	9.ESM		20	ALENCON	30:25	30:26	3:02 min/km	19.7 km/h
44.	25	MICHALSKI,	42.M	29.SEM		19	AO CHARENTON	30:25	30:28	3:02 min/km	19.6 km/h

5km et 10km de l'Urban Trail de Lille

Résultats 10km - Label National

Pos.	Do	Nom	Sexe	Cat.	Nat.	A	Club	TNet	TBrut	Allure	Vitesse
45.	23	JACQUERIE,	43.M	30.SEM		20		30:27	30:30	3:02 min/km	19.6 km/h
46.	10	★ KEFALE,	3.F	1.SEF		20		30:31	30:31	3:03 min/km	19.6 km/h
47.	26	IBARRA	44.M	31.SEM		19		30:29	30:31	3:03 min/km	19.6 km/h
48.	26	GIL, Oscar	45.M	10.ESM		20	ATHLETISME	30:30	30:33	3:03 min/km	19.6 km/h
49.	22	DAHI,	46.M	3.M0M		19	S/L ASPTT LILLE	30:31	30:34	3:03 min/km	19.6 km/h
50.	27	★ SERRAO, Milo	47.M	1.CAM		20	CA MONTREUIL	30:35	30:36	3:03 min/km	19.6 km/h
51.	19	REQUENA,	48.M	32.SEM		19	S/L CA	30:34	30:36	3:03 min/km	19.6 km/h
52.	15	GILANTON,	49.M	11.ESM		20		30:34	30:36	3:03 min/km	19.6 km/h
53.	20	PERDOMINI,	50.M	33.SEM		19	RUNNING TEAM	30:35	30:38	3:03 min/km	19.5 km/h
54.	17	VERSTEELE,	51.M	4.M0M		19		30:37	30:40	3:03 min/km	19.5 km/h
55.	21	MICHEL,	52.M	34.SEM		19		30:41	30:43	3:04 min/km	19.5 km/h
56.	25	MATHIAS,	53.M	35.SEM		20	S/L ALTKIRCH	30:43	30:45	3:04 min/km	19.5 km/h
57.	19	TURBAN,	54.M	36.SEM		20	SATUC	30:43	30:46	3:04 min/km	19.5 km/h
58.	19	MEURISSE,	55.M	37.SEM		20	NOUVEAU ST	30:46	30:48	3:04 min/km	19.4 km/h
59.	19	TATIN, Florian	56.M	38.SEM		19	RUN UP	30:50	30:51	3:05 min/km	19.4 km/h
60.	18	GAIGNEUR,	57.M	12.ESM		20	RC ARRAS*	30:49	30:51	3:05 min/km	19.4 km/h
61.	21	SICOT,	58.M	39.SEM		20	TREGUEUX	30:53	30:56	3:05 min/km	19.4 km/h
62.	27	★ MEERSSEMA	59.M	40.SEM		20		30:58	30:59	3:05 min/km	19.3 km/h
63.	20	OUAZZINE,	60.M	41.SEM		19	OLYMPIQUE DE	30:58	31:01	3:06 min/km	19.3 km/h
64.	20	CHERUEL,	61.M	42.SEM		20	ALENCON	31:02	31:05	3:06 min/km	19.3 km/h
65.	20	MAHIEUX,	62.M	43.SEM		20	S/L CA	31:05	31:07	3:06 min/km	19.2 km/h
66.	12	★ SEREM,	4.F	3.ESF		20		31:06	31:07	3:06 min/km	19.2 km/h
67.	27	★ BARAK, Ali	63.M	44.SEM		19		31:16	31:16	3:07 min/km	19.1 km/h
68.	10	★ ALEMU,	5.F	4.ESF		20		31:16	31:16	3:07 min/km	19.1 km/h
69.	30	HAAS,	64.M	45.SEM		19		31:17	31:20	3:07 min/km	19.1 km/h
70.	19	DELTOMBE,	65.M	46.SEM		19		31:18	31:21	3:08 min/km	19.1 km/h
71.	16	BERTI,	66.M	47.SEM		20		31:18	31:22	3:08 min/km	19.1 km/h
72.	10	★ CHEBET,	6.F	2.SEF		19		31:21	31:22	3:08 min/km	19.1 km/h
73.	19	RICHARD,	67.M	48.SEM		19	AUNIS A. LA	31:22	31:24	3:08 min/km	19.1 km/h
74.	10	★ BLOMQUIEST	7.F	3.SEF		20		31:25	31:26	3:08 min/km	19.0 km/h
75.	10	BAROU,	68.M	13.ESM		20	SATUC	31:23	31:26	3:08 min/km	19.0 km/h
76.	23	CHARBAUX,	69.M	49.SEM		19	DAC REIMS*	31:27	31:29	3:08 min/km	19.0 km/h
77.	12	★ AREGAWI,	8.F	1.M0F		19		31:30	31:31	3:09 min/km	19.0 km/h
78.	22	CRISMER,	70.M	50.SEM		20		31:32	31:35	3:09 min/km	19.0 km/h
79.	23	DE LA ROSA,	71.M	51.SEM		19	RC ARRAS*	31:33	31:35	3:09 min/km	18.9 km/h
80.	17	FORATIER,	72.M	52.SEM		20	S/L VGA	31:31	31:36	3:09 min/km	18.9 km/h
81.	18	ABDISALAM	73.M	53.SEM		20	S/L NOGENT SUR	31:34	31:36	3:09 min/km	18.9 km/h
82.	21	FERREIRA,	74.M	14.ESM		20		31:37	31:38	3:09 min/km	18.9 km/h
83.	23	DUPONT,	75.M	54.SEM		19	ATHLE	31:38	31:40	3:09 min/km	18.9 km/h
84.	21	ABOUSITRE,	76.M	1.M1M		19	ATHLE	31:39	31:40	3:09 min/km	18.9 km/h
85.	21	ROUSSEL,	77.M	15.ESM		20	S/L ASPTT LILLE	31:37	31:40	3:09 min/km	18.9 km/h
86.	17	BARNES,	78.M	55.SEM		20		31:41	31:43	3:10 min/km	18.9 km/h
87.	53	EDMOND,	79.M	56.SEM		20	RC ARRAS*	31:40	31:44	3:10 min/km	18.9 km/h
88.	10	★ CHERONO,	9.F	4.SEF		19		31:43	31:44	3:10 min/km	18.9 km/h
89.	51	ROSIAUX,	80.M	57.SEM		19	S/L LILLE UC	31:44	31:48	3:10 min/km	18.8 km/h








5km et 10km de l'Urban Trail de Lille

Résultats 10km - Label National

Pos.	Do	Nom	Sexe	Cat.	Nat.	A	Club	TNet	TBrut	Allure	Vitesse
90.	16	SABBANI,	81.M	58.SEM		19	AS TOURLAVILLE	31:47	31:49	3:10 min/km	18.8 km/h
91.	26	ACKER,	82.M	16.ESM		20	S/L ASPTT	31:47	31:52	3:11 min/km	18.8 km/h
92.	21	MAZEYRIE,	83.M	17.ESM		20	S/L VGA	31:51	31:53	3:11 min/km	18.8 km/h
93.	15	BLYAU,	84.M	59.SEM		19		31:50	31:53	3:11 min/km	18.8 km/h
94.	22	BENAMAR,	85.M	1.M2M		19	S/L AC	31:49	31:53	3:11 min/km	18.8 km/h
95.	25	LEGRAND,	86.M	60.SEM		19	S/L ASPTT LILLE	31:50	31:53	3:11 min/km	18.8 km/h
96.	24	★ GABEZ,	87.M	61.SEM		19	S/L ASPTT LILLE	31:52	31:53	3:11 min/km	18.8 km/h
97.	25	RYCKELYNC	88.M	5.M0M		19		31:52	31:54	3:11 min/km	18.8 km/h
98.	22	DAVOINE,	89.M	18.ESM		20	S/L AS	31:51	31:54	3:11 min/km	18.8 km/h
99.	17	KALK, Ludovic	90.M	62.SEM		19	ES	31:52	31:54	3:11 min/km	18.8 km/h
100.	26	HOGEDÉ,	91.M	63.SEM		20	AS MARCK	31:53	31:55	3:11 min/km	18.8 km/h
101.	25	BEKHALED,	92.M	64.SEM		19	CA MONTREUIL	31:53	31:56	3:11 min/km	18.7 km/h
102.	22	JUMEAU,	93.M	2.M1M		19	S/L AC	31:57	31:57	3:11 min/km	18.7 km/h
103.	20	DESCATOIRE	94.M	65.SEM		20	S/L JOGGING ET	31:56	31:58	3:11 min/km	18.7 km/h
104.	18	GROENNE,	95.M	66.SEM		20		31:56	32:00	3:11 min/km	18.7 km/h
105.	18	DEES,	96.M	6.M0M		19	S/L VGA	31:56	32:01	3:12 min/km	18.7 km/h
106.	22	JULLIEN,	97.M	67.SEM		19		31:59	32:02	3:12 min/km	18.7 km/h
107.	77	GARDEY DE	98.M	3.JUM		20	UA VERSAILLES	31:59	32:03	3:12 min/km	18.7 km/h
108.	21	PIERRE,	99.M	68.SEM		19	TREGUEUX	31:59	32:04	3:12 min/km	18.7 km/h
109.	23	DECAMK,	100.M	7.M0M		19		32:02	32:04	3:12 min/km	18.7 km/h
110.	20	LE NEZET,	101.M	8.M0M		19	S/L AS	32:03	32:04	3:12 min/km	18.7 km/h
111.	18	DESTEIRDT,	102.M	3.M1M		19	S/L CA	32:01	32:05	3:12 min/km	18.7 km/h
112.	16	BUSSIERE,	103.M	9.M0M		19	AS SOMMER	32:04	32:08	3:12 min/km	18.6 km/h
113.	71	DEMEUSE,	104.M	69.SEM		19		32:05	32:11	3:13 min/km	18.6 km/h
114.	20	BRETON,	105.M	70.SEM		19	S/L PAYS DE	32:06	32:11	3:13 min/km	18.6 km/h
115.	15	GISLAIN,	106.M	10.M0M		19	S/L US	32:09	32:12	3:13 min/km	18.6 km/h
116.	18	SOUANEF,	107.M	4.M1M		19	S/L LILLE UC	32:11	32:13	3:13 min/km	18.6 km/h
117.	10	★ CHYDENIUS,	10.F	2.M0F		19		32:16	32:17	3:13 min/km	18.5 km/h
118.	22	DÉTRÈS,	108.M	71.SEM		20	AS MARCK	32:16	32:18	3:13 min/km	18.5 km/h
119.	15	SAGNIER,	109.M	72.SEM		20	AS ANZINOISE	32:17	32:19	3:13 min/km	18.5 km/h
120.	20	BULTEZ,	110.M	73.SEM		19	AC	32:20	32:23	3:14 min/km	18.5 km/h
121.	14	DUREISSEIX,	111.M	74.SEM		19		32:19	32:25	3:14 min/km	18.5 km/h
122.	26	POUILLY,	112.M	75.SEM		19	S/L AC	32:21	32:25	3:14 min/km	18.5 km/h
123.	12	DENIS, Enzo	113.M	76.SEM		19		32:23	32:29	3:14 min/km	18.4 km/h
124.	41	CATTEAU,	114.M	77.SEM		19	S/L ASPTT LILLE	32:26	32:31	3:15 min/km	18.4 km/h
125.	17	CARRIER,	115.M	78.SEM		19	S/L US	32:27	32:31	3:15 min/km	18.4 km/h
126.	20	GIRARD,	116.M	79.SEM		19	RUN UP	32:29	32:32	3:15 min/km	18.4 km/h
127.	67	THIEBAUT,	117.M	80.SEM		20	S/L US	32:30	32:34	3:15 min/km	18.4 km/h
128.	12	BRZEZINSKI,	118.M	19.ESM		20	NOUVEAU ST	32:30	32:35	3:15 min/km	18.4 km/h
129.	19	LACAN, Martin	119.M	20.ESM		20		32:33	32:38	3:15 min/km	18.3 km/h
130.	16	PETIT,	120.M	81.SEM		20	COURIR	32:35	32:38	3:15 min/km	18.3 km/h
131.	14	BEIL, Paul	121.M	21.ESM		20	S/L US	32:33	32:38	3:15 min/km	18.3 km/h
132.	73	CACHEUX,	122.M	82.SEM		20		32:28	32:39	3:15 min/km	18.3 km/h
133.	11	LÉVÊQUE,	123.M	83.SEM		19		32:36	32:40	3:15 min/km	18.3 km/h
134.	13	DOMET,	124.M	84.SEM		19	AMICALE DU VAL	32:34	32:40	3:15 min/km	18.3 km/h

5km et 10km de l'Urban Trail de Lille

Résultats 10km - Label National

Pos.	Do	Nom	Sexe	Cat.	Nat.	A	Club	TNet	TBrut	Allure	Vitesse
135.	22	PARENT,	125.M	85.SEM			19 S/L AC	32:38	32:41	3:16 min/km	18.3 km/h
136.	15	GERARD,	126.M	2.M2M			19 S/L EA CREIL	32:34	32:41	3:16 min/km	18.3 km/h
137.	12	REMONDI,	127.M	11.M0M			19 EA CERGY	32:38	32:43	3:16 min/km	18.3 km/h
138.	60	LE ROUX,	128.M	5.M1M			19 CA MONTREUIL	32:37	32:43	3:16 min/km	18.3 km/h
139.	59	DEGAND,	129.M	12.M0M			19 S/L VGA	32:40	32:44	3:16 min/km	18.3 km/h
140.	64	VERMEERSC	130.M	86.SEM			20	32:44	32:47	3:16 min/km	18.3 km/h
141.	22	LECOMTE,	131.M	13.M0M			19 AVENIR SOCIAL	32:45	32:49	3:16 min/km	18.2 km/h
142.	15	BLASSEL,	132.M	87.SEM			19	32:50	32:54	3:17 min/km	18.2 km/h
143.	11	JUSTE, Tom	133.M	88.SEM			20 RC ARRAS*	32:50	32:54	3:17 min/km	18.2 km/h
144.	14	VALLIENNE,	134.M	89.SEM			19 S/L EA CREIL	32:48	32:54	3:17 min/km	18.2 km/h
145.	11	DULAC,	135.M	90.SEM			20	32:52	32:55	3:17 min/km	18.2 km/h
146.	87	LACOMBE,	136.M	91.SEM			20	32:54	32:59	3:17 min/km	18.1 km/h
147.	10	DOLL, Matisse	137.M	92.SEM			20	32:52	33:00	3:17 min/km	18.1 km/h
148.	20	THOMAS,	138.M	93.SEM			19	32:57	33:01	3:18 min/km	18.1 km/h
149.	84	GUILLAUME,	139.M	22.ESM			20 S/L CA	32:59	33:02	3:18 min/km	18.1 km/h
150.	61	HALLIE,	140.M	14.M0M			19 S/L AC	33:03	33:07	3:18 min/km	18.1 km/h
151.	91	DUFFOURG,	141.M	23.ESM			20 AS SOMAIN*	33:03	33:08	3:18 min/km	18.1 km/h
152.	18	BUCHTA,	142.M	94.SEM			19 US	33:06	33:09	3:18 min/km	18.1 km/h
153.	57	MALTAIRE,	143.M	95.SEM			19	33:01	33:11	3:19 min/km	18.0 km/h
154.	57	PLUMECOCQ	144.M	96.SEM			19	33:05	33:12	3:19 min/km	18.0 km/h
155.	18	GIANNANTON	145.M	24.ESM			20	33:09	33:16	3:19 min/km	18.0 km/h
156.	22	HUCBOURG,	146.M	97.SEM			19 LA MEUTE	33:08	33:16	3:19 min/km	18.0 km/h
157.	18	DEGROISE,	147.M	6.M1M			19 AC CAMBRAI	33:17	33:18	3:19 min/km	18.0 km/h
158.	55	ESTRINE,	148.M	3.M2M			19 RC ARRAS*	33:16	33:18	3:19 min/km	18.0 km/h
159.	11	MONTADOR,	149.M	7.M1M			19 BOULOGNE-SUR-	33:18	33:22	3:20 min/km	17.9 km/h
160.	92	BAZZO	150.M	98.SEM			19 NOUVEAU ST	33:15	33:22	3:20 min/km	17.9 km/h
161.	16	PUGET, Alex	151.M	25.ESM			20 EA CERGY	33:17	33:23	3:20 min/km	17.9 km/h
162.	92	DELATTRE,	152.M	99.SEM			20	33:15	33:25	3:20 min/km	17.9 km/h
163.	14	GARCIN,	153.M	100.SEM			20	33:19	33:25	3:20 min/km	17.9 km/h
164.	14	LOUIS,	154.M	101.SEM			19	33:18	33:26	3:20 min/km	17.9 km/h
165.	22	PALADE,	155.M	102.SEM			19	33:19	33:28	3:20 min/km	17.9 km/h
166.	48	BOINI, Théo	156.M	103.SEM			19 S/L ASG GAUCHY	33:22	33:28	3:20 min/km	17.9 km/h
167.	35	JAUNET,	11.F	3.M0F			19 S/L VGA	33:22	33:28	3:20 min/km	17.9 km/h
168.	52	GAUCHARD,	157.M	104.SEM			19 AMICALE DU VAL	33:20	33:28	3:20 min/km	17.9 km/h
169.	14	MAZY,	158.M	15.M0M			19 RC ARRAS*	33:25	33:32	3:21 min/km	17.9 km/h
170.	10	DESCAMPS,	159.M	105.SEM			20 S/L CA	33:29	33:32	3:21 min/km	17.9 km/h
171.	59	MOURET,	160.M	2.CAM			20 RC ARRAS*	33:29	33:32	3:21 min/km	17.8 km/h
172.	15	ROBERT,	161.M	106.SEM			20 S/L GRAC	33:29	33:34	3:21 min/km	17.8 km/h
173.	15	VOLTA, Luca	162.M	107.SEM			19	33:33	33:35	3:21 min/km	17.8 km/h
174.	22	JAOUANE,	163.M	1.M4M			19	33:31	33:36	3:21 min/km	17.8 km/h
175.	87	DELVILLE,	164.M	108.SEM			20	33:24	33:37	3:21 min/km	17.8 km/h
176.	52	VERMEIL,	165.M	4.M2M			19 US	33:34	33:37	3:21 min/km	17.8 km/h
177.	19	VERRIEZ,	166.M	109.SEM			19	33:38	33:38	3:21 min/km	17.8 km/h
178.	17	FLIGNY,	167.M	8.M1M			19 TOUQUET	33:35	33:39	3:21 min/km	17.8 km/h
179.	89	BOUGMA,	168.M	26.ESM			20	33:30	33:40	3:21 min/km	17.8 km/h










































5km et 10km de l'Urban Trail de Lille

Résultats 10km - Label National

Pos.	Do	Nom	Sexe	Cat.	Nat.	A	Club	TNet	TBrut	Allure	Vitesse
180.	57	DEGROISE,	169.M	9.M1M			19 A COUREURS DE	33:36	33:40	3:21 min/km	17.8 km/h
181.	11	DEVAUX,	170.M	110.SEM			20	33:32	33:40	3:21 min/km	17.8 km/h
182.	19	DEMEULEME	171.M	16.M0M			19	33:36	33:41	3:22 min/km	17.8 km/h
183.	21	BEAULIEU,	172.M	27.ESM			20 US ATHLETIQUES	33:39	33:42	3:22 min/km	17.8 km/h
184.	11	BOURGEOIS,	173.M	111.SEM			20	33:32	33:42	3:22 min/km	17.8 km/h
185.	68	BOUCHER,	174.M	112.SEM			19 S/L AC	33:38	33:43	3:22 min/km	17.8 km/h
186.	20	MORREEL,	175.M	113.SEM			20 S/L CA	33:42	33:44	3:22 min/km	17.7 km/h
187.	16	MAGIEU,	176.M	28.ESM			20 US ATHLETIQUES	33:36	33:45	3:22 min/km	17.7 km/h
188.	18	BEAUREPAIR	177.M	17.M0M			19 S/L CG	33:42	33:48	3:22 min/km	17.7 km/h
189.	56	MEGHAZI,	178.M	1.M3M			19 S/L SC	33:42	33:48	3:22 min/km	17.7 km/h
190.	81	GARRET VAZ,	179.M	114.SEM			19 AC CHATEAU	33:42	33:48	3:22 min/km	17.7 km/h
191.	26	AFIZ,	180.M	115.SEM			20 S/L LILLE UC	33:49	33:52	3:23 min/km	17.7 km/h
192.	10	BOULOGNE,	181.M	29.ESM			20 S/L US	33:47	33:53	3:23 min/km	17.7 km/h
193.	42	BEL-YMAM,	182.M	116.SEM			19 S/L LEVAL	33:47	33:53	3:23 min/km	17.7 km/h
194.	37	LANEEUW,	183.M	18.M0M			19 S/L ASPTT LILLE	33:51	33:53	3:23 min/km	17.7 km/h
195.	62	GABORIT,	184.M	117.SEM			19 S/L AC	33:45	33:53	3:23 min/km	17.7 km/h
196.	96	LEMÉNY,	185.M	2.M3M			19 S/L US	33:50	33:54	3:23 min/km	17.7 km/h
197.	14	RAKBA,	186.M	30.ESM			20 S/L MARPENT	33:48	33:55	3:23 min/km	17.6 km/h
198.	17	PRAT,	187.M	19.M0M			19 S/L US BERRY	33:48	33:56	3:23 min/km	17.6 km/h
199.	79	BIEGALSKI,	188.M	118.SEM			20	33:47	33:56	3:23 min/km	17.6 km/h
200.	22	RICHARD,	189.M	31.ESM			20 S/L ASPTT LILLE	33:55	33:56	3:23 min/km	17.6 km/h
201.	17	PRUVOT,	190.M	10.M1M			19 TOUQUET	33:53	33:57	3:23 min/km	17.6 km/h
202.	56	ANDRÉ,	191.M	119.SEM			19	33:50	33:58	3:23 min/km	17.6 km/h
203.	56	ZIDANE,	192.M	5.M2M			19 GRAC	33:52	33:58	3:23 min/km	17.6 km/h
204.	17	RINGARD,	193.M	120.SEM			19 S/L VGA	33:53	33:58	3:23 min/km	17.6 km/h
205.	35	HEU, Charline	12.F	5.SEF			19 S/L VGA	33:53	33:58	3:23 min/km	17.6 km/h
206.	97	COLOMB,	194.M	11.M1M			19	33:51	33:59	3:23 min/km	17.6 km/h
207.	37	ANDRIEUX,	195.M	12.M1M			19 AMICALE DU VAL	33:54	33:59	3:23 min/km	17.6 km/h
208.	15	VERRIPS,	196.M	121.SEM			19 UNION CAUDRY	33:54	34:00	3:23 min/km	17.6 km/h
209.	13	RAMIREZ,	197.M	32.ESM			20 LAGNY	33:48	34:01	3:24 min/km	17.6 km/h
210.	56	SIMONOT,	198.M	122.SEM			20	33:53	34:01	3:24 min/km	17.6 km/h
211.	15	BULTEL, Léo	199.M	123.SEM			19 OMNISPORTS	33:55	34:01	3:24 min/km	17.6 km/h
212.	19	MIGAUD,	200.M	124.SEM			19	33:55	34:02	3:24 min/km	17.6 km/h
213.	20	BERNARD,	201.M	125.SEM			19	33:55	34:03	3:24 min/km	17.6 km/h
214.	84	HORRACH,	202.M	33.ESM			20	33:56	34:03	3:24 min/km	17.6 km/h
215.	82	GERACI,	203.M	126.SEM			19	33:56	34:05	3:24 min/km	17.6 km/h
216.	14	AUDOUIN,	204.M	127.SEM			20 ALENCON	34:00	34:06	3:24 min/km	17.6 km/h
217.	10	THIERY,	205.M	128.SEM			19	34:02	34:08	3:24 min/km	17.5 km/h
218.	90	VANDENBUS	206.M	129.SEM			19 RC ARRAS*	34:02	34:08	3:24 min/km	17.5 km/h
219.	15	PICHELIN,	207.M	6.M2M			19 AC VILLERS	34:03	34:10	3:24 min/km	17.5 km/h
220.	56	BEDDELEEM,	208.M	20.M0M			19	34:05	34:12	3:25 min/km	17.5 km/h
221.	61	DUEZ,	209.M	130.SEM			19	34:12	34:17	3:25 min/km	17.5 km/h
222.	11	LAMY, Léo	210.M	131.SEM			20	34:08	34:17	3:25 min/km	17.5 km/h
223.	56	HUET,	211.M	132.SEM			19	34:08	34:17	3:25 min/km	17.5 km/h
224.	18	PALICOT,	212.M	34.ESM			20 S/L JOGGING ET	34:07	34:18	3:25 min/km	17.4 km/h

5km et 10km de l'Urban Trail de Lille

Résultats 10km - Label National

Pos.	Do	Nom	Sexe	Cat.	Nat.	A	Club	TNet	TBrut	Allure	Vitesse
225.	11	FORNER,	213.M	13.M1M		19	XVe ATHLETIC	34:14	34:19	3:25 min/km	17.4 km/h
226.	11	AUTIN,	214.M	7.M2M		19		34:13	34:20	3:25 min/km	17.4 km/h
227.	73	EDMOND,	215.M	133.SEM		20	S/L LILLE UC	34:13	34:20	3:25 min/km	17.4 km/h
228.	20	BASTIEN,	216.M	21.M0M		19	S/L ASPTT LILLE	34:18	34:21	3:26 min/km	17.4 km/h
229.	13	LAOUR,	217.M	14.M1M		19	S/L NOEUX	34:19	34:22	3:26 min/km	17.4 km/h
230.	72	CHAISE,	218.M	35.ESM		20	CO TRITH	34:10	34:22	3:26 min/km	17.4 km/h
231.	17	BESSAGUET,	219.M	134.SEM		20	S/L ASPTT LILLE	34:14	34:23	3:26 min/km	17.4 km/h
232.	81	HERVÉ, Théo	220.M	135.SEM		20	ALENCON	34:17	34:23	3:26 min/km	17.4 km/h
233.	22	BOULANGER,	221.M	3.M3M		19	S/L EL	34:22	34:28	3:26 min/km	17.4 km/h
234.	22	HUMMEL,	222.M	136.SEM		20		34:22	34:29	3:26 min/km	17.4 km/h
235.	16	COSIJN,	223.M	137.SEM		19		34:20	34:30	3:26 min/km	17.3 km/h
236.	11	DESBREE,	224.M	138.SEM		20	S/L NOGENT SUR	34:24	34:30	3:26 min/km	17.3 km/h
237.	15	IDZIAK,	225.M	139.SEM		19	US MARQUETTE	34:26	34:31	3:27 min/km	17.3 km/h
238.	11	DERBAL, Tom	226.M	36.ESM		20	NOUVEAU ST	34:26	34:31	3:27 min/km	17.3 km/h
239.	14	DELVALLEE,	227.M	140.SEM		19	AC OUTREAU	34:33	34:37	3:27 min/km	17.3 km/h
240.	13	HERVE, Lucas	228.M	37.ESM		20	CA MONTREUIL	34:31	34:37	3:27 min/km	17.3 km/h
241.	94	HIMMESOET	229.M	141.SEM		20	S/L US	34:32	34:37	3:27 min/km	17.3 km/h
242.	94	EMILE,	230.M	3.CAM		20	S/L AS	34:33	34:39	3:27 min/km	17.3 km/h
243.	56	BOSSUT,	231.M	142.SEM		20		34:31	34:39	3:27 min/km	17.3 km/h
244.	17	COSTA,	232.M	143.SEM		19		34:31	34:41	3:28 min/km	17.3 km/h
245.	95	CHOPIN,	233.M	144.SEM		20		34:34	34:42	3:28 min/km	17.2 km/h
246.	21	BASTIEN,	234.M	38.ESM		20		34:29	34:42	3:28 min/km	17.2 km/h
247.	10	AVENEL,	235.M	145.SEM		19	RONCHIN	34:33	34:42	3:28 min/km	17.2 km/h
248.	16	CAMBIER,	236.M	146.SEM		19	US ATHLETIQUES	34:33	34:43	3:28 min/km	17.2 km/h
249.	44	PETRARCA,	237.M	147.SEM		19		34:36	34:43	3:28 min/km	17.2 km/h
250.	35	RIBERA	13.F	6.SEF		19		34:39	34:43	3:28 min/km	17.2 km/h
251.	15	POLEYN,	238.M	22.M0M		19		34:36	34:44	3:28 min/km	17.2 km/h
252.	10	KOBA, Enzo	239.M	39.ESM		20	S/L CO	34:35	34:45	3:28 min/km	17.2 km/h
253.	14	BORDAZ, Léo	240.M	148.SEM		20		34:39	34:45	3:28 min/km	17.2 km/h
254.	54	CARON,	241.M	149.SEM		20	S/L JOGGING ET	34:39	34:46	3:28 min/km	17.2 km/h
255.	56	THIEBAUT,	242.M	150.SEM		19		34:40	34:47	3:28 min/km	17.2 km/h
256.	20	DEMANY,	243.M	15.M1M		19	ESC TERGNIER	34:39	34:47	3:28 min/km	17.2 km/h
257.	99	CAMBRAI,	244.M	23.M0M		19		34:43	34:47	3:28 min/km	17.2 km/h
258.	54	SCHUPPE,	245.M	40.ESM		20	S/L CA	34:45	34:47	3:28 min/km	17.2 km/h
259.	71	LENIEPT,	246.M	151.SEM		19	S/L CA	34:42	34:48	3:28 min/km	17.2 km/h
260.	10	MINART,	247.M	152.SEM		19	S/L US	34:42	34:48	3:28 min/km	17.2 km/h
261.	17	SBARDELLA,	248.M	153.SEM		19	AS MARCK	34:43	34:48	3:28 min/km	17.2 km/h
262.	35	HOTTE, Cloe	14.F	7.SEF		19	RC ARRAS*	34:43	34:48	3:28 min/km	17.2 km/h
263.	45	EVARD,	249.M	24.M0M		19	BOULOGNE-SUR-	34:41	34:50	3:28 min/km	17.2 km/h
264.	82	HACHE,	250.M	154.SEM		20		34:42	34:51	3:29 min/km	17.2 km/h
265.	10	VERIN,	251.M	155.SEM		19	S/L US	34:48	34:53	3:29 min/km	17.2 km/h
266.	13	LEVAUX,	252.M	8.M2M		19	S/L JEUMONT	34:47	34:53	3:29 min/km	17.2 km/h
267.	57	MALENGE,	253.M	156.SEM		19		34:46	34:54	3:29 min/km	17.1 km/h
268.	42	BLYAU, Martin	254.M	157.SEM		19	ANNECY	34:47	34:54	3:29 min/km	17.1 km/h
269.	62	HERBIN,	255.M	158.SEM		19		34:50	34:55	3:29 min/km	17.1 km/h












































5km et 10km de l'Urban Trail de Lille

Résultats 10km - Label National

Pos.	Do	Nom	Sexe	Cat.	Nat.	A	Club	TNet	TBrut	Allure	Vitesse	
270.	10	DILLIES, Rémi	256.M	159.SEM			20		34:49	34:58	3:29 min/km	17.1 km/h
271.	15	VENIARD,	257.M	160.SEM			19		34:53	34:58	3:29 min/km	17.1 km/h
272.	56	LEFEBVRE,	258.M	9.M2M			19	AS ANZINOISE	34:52	34:58	3:29 min/km	17.1 km/h
273.	16	DRUCBERT,	259.M	161.SEM			19		34:52	35:02	3:30 min/km	17.1 km/h
274.	14	BOVIN,	260.M	162.SEM			19	ATHLE	34:57	35:02	3:30 min/km	17.1 km/h
275.	22	PINOT,	261.M	163.SEM			19	S/L US	34:58	35:03	3:30 min/km	17.1 km/h
276.	14	MAROQUIN,	262.M	164.SEM			20		34:45	35:05	3:30 min/km	17.1 km/h
277.	16	GEORGES,	263.M	41.ESM			20	S/L LILLE UC	34:53	35:05	3:30 min/km	17.1 km/h
278.	76	DEVIMES,	264.M	16.M1M			19	COURIR A	35:03	35:05	3:30 min/km	17.1 km/h
279.	19	MARQUET,	265.M	42.ESM			20		35:01	35:08	3:30 min/km	17.0 km/h
280.	17	PENNE, Léo	266.M	165.SEM			19	S/L US	34:43	35:08	3:30 min/km	17.0 km/h
281.	36	LLORENS,	267.M	25.M0M			19	RONCHIN	35:00	35:09	3:30 min/km	17.0 km/h
282.	13	MERVEILLE,	268.M	26.M0M			19	RC ARRAS*	35:06	35:10	3:30 min/km	17.0 km/h
283.	17	LEJEUNE,	269.M	166.SEM			19		35:00	35:11	3:31 min/km	17.0 km/h
284.	14	ALFERS,	270.M	167.SEM			19		34:51	35:11	3:31 min/km	17.0 km/h
285.	15	VILLAIN,	271.M	17.M1M			19		35:07	35:13	3:31 min/km	17.0 km/h
286.	15	BEAUSSIRE,	272.M	168.SEM			19	S/L ASPPT	35:07	35:14	3:31 min/km	17.0 km/h
287.	18	LELIEVRE,	273.M	4.M3M			19		35:09	35:14	3:31 min/km	17.0 km/h
288.	57	LÈVÉQUE,	274.M	27.M0M			19	S/L LEVAL	35:14	35:14	3:31 min/km	17.0 km/h
289.	56	PORTEMONT,	275.M	169.SEM			20	S/L LILLE UC	35:09	35:16	3:31 min/km	17.0 km/h
290.	15	BRICOUT,	276.M	5.M3M			19	UNION CAUDRY	35:09	35:16	3:31 min/km	17.0 km/h
291.	18	LAMBIN, Eddy	277.M	10.M2M			19		35:08	35:17	3:31 min/km	17.0 km/h
292.	53	CAILLERET,	278.M	6.M3M			19	RC ARRAS*	35:13	35:17	3:31 min/km	17.0 km/h
293.	16	LAUZANNE,	279.M	170.SEM			19	US MARQUETTE	35:03	35:18	3:31 min/km	16.9 km/h
294.	10	KOBA, Axel	280.M	4.JUM			20	S/L CO	35:09	35:18	3:31 min/km	16.9 km/h
295.	54	ANDRISSSEN,	281.M	171.SEM			19		35:09	35:20	3:31 min/km	16.9 km/h
296.	16	BASSETTO,	282.M	172.SEM			19		35:12	35:21	3:32 min/km	16.9 km/h
297.	22	CAZEEL-BER	283.M	43.ESM			20	AMIENS UC	35:11	35:25	3:32 min/km	16.9 km/h
298.	20	DHORDAIN,	284.M	173.SEM			20	S/L US	35:14	35:26	3:32 min/km	16.9 km/h
299.	52	BOGUTA-PFA	285.M	174.SEM			20	S/L LILLE UC	35:26	35:28	3:32 min/km	16.9 km/h
300.	20	VANDER	286.M	44.ESM			20		35:22	35:29	3:32 min/km	16.9 km/h
301.	12	TILLIE, Simon	287.M	175.SEM			19	S/L LOOS	35:22	35:30	3:32 min/km	16.9 km/h
302.	18	PELTIER,	288.M	18.M1M			19	C BILLY	35:27	35:36	3:33 min/km	16.8 km/h
303.	45	PETIT,	289.M	28.M0M			19	US MARQUETTE	35:30	35:36	3:33 min/km	16.8 km/h
304.	13	VILLANI, Luca	290.M	29.M0M			19		35:31	35:37	3:33 min/km	16.8 km/h
305.	22	SAVARY,	291.M	30.M0M			19	S/L AC	35:26	35:37	3:33 min/km	16.8 km/h
306.	11	HIEN, Valentin	292.M	176.SEM			19		35:32	35:39	3:33 min/km	16.8 km/h
307.	12	LÉVÉQUE,	293.M	177.SEM			19		35:27	35:40	3:33 min/km	16.8 km/h
308.	14	SNYERS,	294.M	178.SEM			19		35:23	35:40	3:33 min/km	16.8 km/h
309.	13	BOULANGER,	295.M	45.ESM			20	S/L EL	35:35	35:40	3:33 min/km	16.8 km/h
310.	22	COSTA,	296.M	179.SEM			19		35:29	35:41	3:34 min/km	16.8 km/h
311.	21	HUYGHE,	297.M	19.M1M			19		35:31	35:41	3:34 min/km	16.8 km/h
312.	21	BERNARD,	298.M	31.M0M			19	AC NOYON	35:35	35:42	3:34 min/km	16.8 km/h
313.	18	DUCHATEAU,	299.M	180.SEM			19		35:31	35:43	3:34 min/km	16.8 km/h
314.	14	BOUVET,	300.M	32.M0M			19	ALENCON	35:37	35:43	3:34 min/km	16.8 km/h


















































































5km et 10km de l'Urban Trail de Lille

Résultats 10km - Label National

Pos.	Do	Nom	Sexe	Cat.	Nat.	A	Club	TNet	TBrut	Allure	Vitesse
315.	63	RICHET,	301.M	181.SEM		19		35:31	35:43	3:34 min/km	16.8 km/h
316.	61	LONGUET,	302.M	182.SEM		19		35:38	35:44	3:34 min/km	16.7 km/h
317.	16	RICHARD,	303.M	183.SEM		20	ESCLOPS D'AZUN	35:26	35:44	3:34 min/km	16.7 km/h
318.	35	BRASDEFER,	15.F	5.ESF		20	AMICALE DU VAL	35:42	35:45	3:34 min/km	16.7 km/h
319.	90	GROSSEMY,	304.M	184.SEM		20		35:30	35:45	3:34 min/km	16.7 km/h
320.	16	BELLEVILLE,	305.M	185.SEM		20		35:35	35:45	3:34 min/km	16.7 km/h
321.	16	DULUCQ,	306.M	186.SEM		19	SATUC	35:33	35:45	3:34 min/km	16.7 km/h
322.	11	DAVROUX,	307.M	187.SEM		19		35:30	35:46	3:34 min/km	16.7 km/h
323.	68	VILLAIN,	308.M	20.M1M		19	AS MARCK	35:34	35:46	3:34 min/km	16.7 km/h
324.	14	ACQUART,	309.M	21.M1M		19		35:35	35:47	3:34 min/km	16.7 km/h
325.	64	COLOT,	310.M	188.SEM		20		35:35	35:47	3:34 min/km	16.7 km/h
326.	35	MAURICE,	16.F	8.SEF		19	AC CHATEAU	35:44	35:48	3:34 min/km	16.7 km/h
327.	21	ESSADIQI,	311.M	46.ESM		20	S/L CA	35:38	35:49	3:34 min/km	16.7 km/h
328.	86	LEUPE, Julien	312.M	189.SEM		20	US MARQUETTE	35:39	35:50	3:34 min/km	16.7 km/h
329.	85	ROUSSEAU,	313.M	190.SEM		19		35:42	35:50	3:34 min/km	16.7 km/h
330.	12	BINOIST,	314.M	191.SEM		19	COURIR A	35:48	35:51	3:35 min/km	16.7 km/h
331.	52	FUND,	315.M	192.SEM		19	S/L LILLE UC	35:39	35:52	3:35 min/km	16.7 km/h
332.	94	THÉBAULT,	316.M	193.SEM		20		35:46	35:53	3:35 min/km	16.7 km/h
333.	87	DAME, Jordy	317.M	194.SEM		19		35:34	35:53	3:35 min/km	16.7 km/h
334.	84	DUMORTIER,	318.M	33.M0M		19		35:47	35:56	3:35 min/km	16.7 km/h
335.	11	NITEL, Gautier	319.M	34.M0M		19		35:35	35:56	3:35 min/km	16.7 km/h
336.	68	DOYEN,	320.M	195.SEM		19		35:47	35:56	3:35 min/km	16.6 km/h
337.	16	BOUROUBA,	321.M	11.M2M		19	C BILLY	35:48	35:57	3:35 min/km	16.6 km/h
338.	11	DELVAL,	322.M	22.M1M		19	ETOILE OIGNIES	35:53	36:00	3:35 min/km	16.6 km/h
339.	69	PIERMAN,	323.M	196.SEM		19		35:52	36:00	3:35 min/km	16.6 km/h
340.	15	DE GRAEVE,	324.M	7.M3M		19	S/L CA	35:49	36:01	3:36 min/km	16.6 km/h
341.	14	WYBAUX,	325.M	197.SEM		19		35:50	36:01	3:36 min/km	16.6 km/h
342.	90	BARUZIER,	326.M	23.M1M		19	S/L LEVAL	35:47	36:04	3:36 min/km	16.6 km/h
343.	35	RARBI, Saliha	17.F	1.M2F		19	AMICALE DU VAL	36:02	36:04	3:36 min/km	16.6 km/h
344.	68	JACQUET,	327.M	198.SEM		20		35:55	36:04	3:36 min/km	16.6 km/h
345.	48	COUBRET,	328.M	199.SEM		19		35:51	36:05	3:36 min/km	16.6 km/h
346.	16	LADEN,	329.M	24.M1M		19	US ATHLETIQUES	35:57	36:06	3:36 min/km	16.6 km/h
347.	19	DAMERY,	330.M	200.SEM		19		35:56	36:07	3:36 min/km	16.6 km/h
348.	53	CANIS,	331.M	35.M0M		19	S/L US	35:54	36:09	3:36 min/km	16.6 km/h
349.	18	ROUMIEUX,	332.M	201.SEM		19		35:58	36:09	3:36 min/km	16.5 km/h
350.	35	TRACKOEN,	333.M	47.ESM		20		35:57	36:09	3:36 min/km	16.5 km/h
351.	13	LAYSSOL,	334.M	202.SEM		20		35:55	36:10	3:36 min/km	16.5 km/h
352.	63	FRELIEZ,	335.M	25.M1M		19	S/L AC	36:01	36:10	3:36 min/km	16.5 km/h
353.	10	VENET,	336.M	26.M1M		19	S/L EA CREIL	35:55	36:11	3:37 min/km	16.5 km/h
354.	10	HUET,	337.M	203.SEM		19	AC CHATEAU	36:06	36:13	3:37 min/km	16.5 km/h
355.	14	LAGACHE,	338.M	36.M0M		19	C BILLY	36:04	36:13	3:37 min/km	16.5 km/h
356.	15	LUFU, Terry	339.M	37.M0M		19		36:02	36:14	3:37 min/km	16.5 km/h
357.	90	MONVILLE,	340.M	8.M3M		19	S/L AC	36:09	36:17	3:37 min/km	16.5 km/h
358.	17	VANHEE,	341.M	48.ESM		20	S/L AC	36:00	36:17	3:37 min/km	16.5 km/h
359.	13	RAUX,	342.M	27.M1M		19	S/L AC	36:08	36:17	3:37 min/km	16.5 km/h











































5km et 10km de l'Urban Trail de Lille

Résultats 10km - Label National

Pos.	Do	Nom	Sexe	Cat.	Nat.	A	Club	TNet	TBrut	Allure	Vitesse	
360.	10	NAPOLEON,	343.M	4.CAM			20	36:04	36:18	3:37 min/km	16.5 km/h	
361.	96	LUSSIEZ,	344.M	204.SEM			20	36:13	36:19	3:37 min/km	16.5 km/h	
362.	14	BONNAIRE,	345.M	49.ESM			20	UNION CAUDRY	36:09	36:19	3:37 min/km	16.5 km/h
363.	11	DUMEZ,	346.M	5.JUM			20	36:12	36:19	3:37 min/km	16.5 km/h	
364.	15	LOISON,	347.M	6.JUM			20	36:11	36:20	3:37 min/km	16.5 km/h	
365.	16	MERLIER,	348.M	205.SEM			19	36:10	36:20	3:37 min/km	16.5 km/h	
366.	67	LECLERE,	349.M	12.M2M			19	S/L LEVAL	36:12	36:22	3:38 min/km	16.5 km/h
367.	35	BOULANGER,	350.M	206.SEM			19	COURIR DANS LE	36:00	36:22	3:38 min/km	16.5 km/h
368.	35	JULIER,	18.F	9.SEF			19	AO CHARENTON	36:18	36:22	3:38 min/km	16.5 km/h
369.	45	BOULANGER,	351.M	207.SEM			19	36:04	36:25	3:38 min/km	16.4 km/h	
370.	11	VANDEVILLE,	352.M	50.ESM			20	S/L FECHAIN	36:15	36:25	3:38 min/km	16.4 km/h
371.	64	LEMOINE,	353.M	38.M0M			19	35:57	36:28	3:38 min/km	16.4 km/h	
372.	76	MAERTE,	354.M	7.JUM			20	36:19	36:29	3:38 min/km	16.4 km/h	
373.	18	HORDÉ,	355.M	208.SEM			19	36:07	36:31	3:39 min/km	16.4 km/h	
374.	35	RICHART,	19.F	10.SEF			19	36:27	36:32	3:39 min/km	16.4 km/h	
375.	37	RAOUL, Petit	356.M	209.SEM			19	36:11	36:32	3:39 min/km	16.4 km/h	
376.	20	DEGAND,	357.M	210.SEM			20	S/L VGA	36:25	36:32	3:39 min/km	16.4 km/h
377.	16	DESSEAUX,	358.M	211.SEM			19	36:19	36:33	3:39 min/km	16.4 km/h	
378.	10	ROCHET,	359.M	51.ESM			20	36:23	36:33	3:39 min/km	16.4 km/h	
379.	38	DEPROOT,	360.M	212.SEM			19	S/L US	36:25	36:34	3:39 min/km	16.4 km/h
380.	16	GUILLEBERT,	361.M	213.SEM			19	36:17	36:35	3:39 min/km	16.4 km/h	
381.	20	EVRRARD, Axel	362.M	5.CAM			20	BOULOGNE-SUR-	36:27	36:36	3:39 min/km	16.3 km/h
382.	57	STAAB, Malte	363.M	214.SEM			19	36:17	36:38	3:39 min/km	16.3 km/h	
383.	15	COLASANTE,	364.M	8.JUM			20	PERONNE	36:22	36:39	3:39 min/km	16.3 km/h
384.	15	MOREIRA,	365.M	215.SEM			19	HEM ATHLETIC	36:27	36:39	3:39 min/km	16.3 km/h
385.	20	DHUICQ,	366.M	216.SEM			20	RUN'IN CLUB	36:20	36:40	3:39 min/km	16.3 km/h
386.	35	HARDEMAN,	20.F	11.SEF			19	S/L ASPTT LILLE	36:36	36:41	3:40 min/km	16.3 km/h
387.	21	BOU-KHALED	367.M	217.SEM			20	36:25	36:42	3:40 min/km	16.3 km/h	
388.	54	LAMARCQ,	368.M	13.M2M			19	ATHLE	36:24	36:43	3:40 min/km	16.3 km/h
389.	44	GHARNITI,	369.M	39.M0M			19	US MARQUETTE	36:17	36:43	3:40 min/km	16.3 km/h
390.	94	MLAKAR,	370.M	40.M0M			19	36:25	36:44	3:40 min/km	16.3 km/h	
391.	10	DASSONVILL	371.M	218.SEM			20	36:37	36:44	3:40 min/km	16.3 km/h	
392.	19	SAINT	372.M	219.SEM			19	36:30	36:45	3:40 min/km	16.3 km/h	
393.	97	BLIN, Nicolas	373.M	220.SEM			19	US	36:39	36:46	3:40 min/km	16.3 km/h
394.	19	BOCQUET,	374.M	41.M0M			19	36:31	36:47	3:40 min/km	16.3 km/h	
395.	35	ESSIYEDALI,	21.F	6.ESF			20	S/L ASPTT LILLE	36:44	36:47	3:40 min/km	16.3 km/h
396.	91	BONNEL,	375.M	221.SEM			19	36:37	36:52	3:41 min/km	16.2 km/h	
397.	13	PAYEN,	376.M	222.SEM			20	36:35	36:52	3:41 min/km	16.2 km/h	
398.	74	FOVET, Alexis	377.M	223.SEM			19	36:41	36:54	3:41 min/km	16.2 km/h	
399.	71	AMELINE,	378.M	9.JUM			20	36:39	36:56	3:41 min/km	16.2 km/h	
400.	11	ALVES,	379.M	224.SEM			20	36:45	36:56	3:41 min/km	16.2 km/h	
401.	18	MESSAGER,	380.M	42.M0M			19	AS ANZINOISE	36:48	36:58	3:41 min/km	16.2 km/h
402.	12	FORTIN,	381.M	2.M4M			19	S/L FECHAIN	36:48	36:58	3:41 min/km	16.2 km/h
403.	20	JONCKHEER,	382.M	225.SEM			19	S/L US	36:42	37:00	3:41 min/km	16.2 km/h
404.	10	CANON,	383.M	226.SEM			20	36:52	37:01	3:42 min/km	16.2 km/h	



























































































5km et 10km de l'Urban Trail de Lille

Résultats 10km - Label National

Pos.	Do	Nom	Sexe	Cat.	Nat.	A	Club	TNet	TBrut	Allure	Vitesse
405.	16	LEFRANC,	384.M	14.M2M		19	COURIR	36:55	37:01	3:42 min/km	16.2 km/h
406.	72	D'HOORE,	385.M	43.M0M		19		36:39	37:01	3:42 min/km	16.2 km/h
407.	38	HERNOUT,	386.M	227.SEM		19		36:44	37:01	3:42 min/km	16.2 km/h
408.	35	DUIGOU, Zoé	22.F	12.SEF		19	S/L ASPTT LILLE	37:00	37:01	3:42 min/km	16.2 km/h
409.	13	LE BOURHIS,	387.M	52.ESM		20		36:52	37:03	3:42 min/km	16.1 km/h
410.	99	CAVROIS,	388.M	10.JUM		20		36:50	37:04	3:42 min/km	16.1 km/h
411.	17	BONNET,	389.M	53.ESM		20	S/L LILLE UC	36:54	37:05	3:42 min/km	16.1 km/h
412.	22	DENISE,	390.M	11.JUM		20	AMIENS UC	36:52	37:05	3:42 min/km	16.1 km/h
413.	16	GILLODTS,	391.M	228.SEM		20	S/L CA	37:02	37:05	3:42 min/km	16.1 km/h
414.	36	GILLODTS,	23.F	7.ESF		20	S/L CA	37:03	37:06	3:42 min/km	16.1 km/h
415.	22	MIEL, Julien	392.M	44.M0M		19	S/L CLUB	36:56	37:07	3:42 min/km	16.1 km/h
416.	21	GUILBERT,	393.M	229.SEM		19		36:45	37:08	3:42 min/km	16.1 km/h
417.	15	CADÈNES,	394.M	230.SEM		19		36:52	37:08	3:42 min/km	16.1 km/h
418.	12	POQUET,	395.M	54.ESM		20	S/L BETHUNE	36:55	37:09	3:42 min/km	16.1 km/h
419.	56	KINDT,	396.M	45.M0M		19		36:49	37:09	3:42 min/km	16.1 km/h
420.	15	GRARD, Hugo	397.M	55.ESM		20		37:00	37:09	3:42 min/km	16.1 km/h
421.	95	LABEY, Louis	398.M	231.SEM		20		36:53	37:09	3:42 min/km	16.1 km/h
422.	14	TRABAREL,	399.M	12.JUM		20	AS RAISMES	37:01	37:10	3:42 min/km	16.1 km/h
423.	14	CAUDEVILLE	400.M	232.SEM		19		37:01	37:12	3:43 min/km	16.1 km/h
424.	89	FIEVEZ, David	401.M	9.M3M		19	S/L US	36:52	37:12	3:43 min/km	16.1 km/h
425.	93	DUCROCQ,	402.M	233.SEM		20		36:58	37:12	3:43 min/km	16.1 km/h
426.	21	SAINT-GHISL	403.M	234.SEM		19	S/L JOGGING ET	36:56	37:13	3:43 min/km	16.1 km/h
427.	47	DEFAWE,	404.M	235.SEM		19		36:51	37:15	3:43 min/km	16.1 km/h
428.	15	BONDUELLE,	405.M	15.M2M		19	S/L JOGGING ET	36:59	37:15	3:43 min/km	16.1 km/h
429.	61	DRUEZ, Bruno	406.M	3.M4M		19	US MARQUETTE	37:11	37:18	3:43 min/km	16.0 km/h
430.	55	LEPLANOIS,	407.M	236.SEM		19		36:55	37:19	3:43 min/km	16.0 km/h
431.	13	ABIJMIL,	408.M	237.SEM		19		37:04	37:21	3:44 min/km	16.0 km/h
432.	11	DUHAMEL,	409.M	238.SEM		19		37:04	37:21	3:44 min/km	16.0 km/h
433.	17	LETOMBE,	410.M	10.M3M		19	LAGNY	37:09	37:22	3:44 min/km	16.0 km/h
434.	12	BINETRUY,	411.M	239.SEM		20		37:07	37:22	3:44 min/km	16.0 km/h
435.	17	LOHYN,	412.M	240.SEM		19	RUN'IN CLUB	37:02	37:23	3:44 min/km	16.0 km/h
436.	22	RAMPTEAU,	413.M	241.SEM		19		37:09	37:23	3:44 min/km	16.0 km/h
437.	16	PELLETIER,	414.M	242.SEM		19	S/L LILLE UC	37:13	37:24	3:44 min/km	16.0 km/h
438.	90	VAN	415.M	16.M2M		19	S/L FECHAIN	37:14	37:24	3:44 min/km	16.0 km/h
439.	15	PAIN, Alexis	416.M	243.SEM		19		37:07	37:24	3:44 min/km	16.0 km/h
440.	13	RAMETTE,	417.M	244.SEM		19	AS RAISMES	37:10	37:24	3:44 min/km	16.0 km/h
441.	39	LANNOY,	418.M	11.M3M		19	RONCHIN	37:16	37:25	3:44 min/km	16.0 km/h
442.	51	MONTMASSO	419.M	46.M0M		19		37:06	37:25	3:44 min/km	16.0 km/h
443.	20	PERSYN,	420.M	245.SEM		19		37:10	37:26	3:44 min/km	16.0 km/h
444.	35	BELLETTRE,	24.F	13.SEF		19	AMICALE DU VAL	37:21	37:26	3:44 min/km	16.0 km/h
445.	86	ESNAULT,	421.M	246.SEM		19		37:10	37:26	3:44 min/km	16.0 km/h
446.	96	FLAMENT,	422.M	47.M0M		19	ATHLE	37:15	37:26	3:44 min/km	16.0 km/h
447.	56	COPPIN,	423.M	247.SEM		19		37:14	37:27	3:44 min/km	16.0 km/h
448.	56	DUMORTIER,	424.M	17.M2M		19		37:08	37:27	3:44 min/km	16.0 km/h
449.	71	CRESPO,	425.M	56.ESM		20	S/L LILLE UC	37:13	37:28	3:44 min/km	16.0 km/h

5km et 10km de l'Urban Trail de Lille

Résultats 10km - Label National

Pos.	Do	Nom	Sexe	Cat.	Nat.	A	Club	TNet	TBrut	Allure	Vitesse
450.	56	SOBRAL,	426.M	248.SEM			19	37:18	37:30	3:44 min/km	16.0 km/h
451.	54	DEMAGNY,	427.M	18.M2M			19 RC ARRAS*	37:25	37:30	3:44 min/km	16.0 km/h
452.	56	RENAULT,	428.M	48.M0M			19	37:16	37:31	3:45 min/km	15.9 km/h
453.	13	SILVAIN,	429.M	12.M3M			19	37:22	37:32	3:45 min/km	15.9 km/h
454.	45	BOULANGER,	430.M	249.SEM			19	37:11	37:33	3:45 min/km	15.9 km/h
455.	35	ALALINARDE,	25.F	14.SEF			19 S/L US	37:23	37:33	3:45 min/km	15.9 km/h
456.	73	DEBRUYNE,	431.M	49.M0M			19	37:15	37:33	3:45 min/km	15.9 km/h
457.	19	VANSTEENKI	432.M	250.SEM			19	37:08	37:33	3:45 min/km	15.9 km/h
458.	61	GAYRAUD,	433.M	251.SEM			19 AO CHARENTON	37:21	37:34	3:45 min/km	15.9 km/h
459.	16	BOUMEDIEN	434.M	19.M2M			19 AMICALE DU VAL	37:19	37:35	3:45 min/km	15.9 km/h
460.	41	GOURDEAU,	435.M	252.SEM			19	37:22	37:37	3:45 min/km	15.9 km/h
461.	67	DECALONNE,	436.M	253.SEM			19 S/L US	37:20	37:38	3:45 min/km	15.9 km/h
462.	13	MONFLIER,	437.M	254.SEM			19 RUN'IN CLUB	37:18	37:39	3:45 min/km	15.9 km/h
463.	10	DEGRAND,	438.M	50.M0M			19	37:26	37:39	3:45 min/km	15.9 km/h
464.	41	BEAUDRAPS,	439.M	255.SEM			19 TOUQUET	37:28	37:39	3:45 min/km	15.9 km/h
465.	38	BELIMONT,	440.M	20.M2M			19 AC CAMBRAI	37:27	37:40	3:45 min/km	15.9 km/h
466.	19	GERARD,	441.M	51.M0M			19	37:10	37:41	3:46 min/km	15.9 km/h
467.	21	DUBOIS,	442.M	6.CAM			20	37:28	37:42	3:46 min/km	15.9 km/h
468.	20	IDRICI,	443.M	256.SEM			19	37:29	37:45	3:46 min/km	15.8 km/h
469.	22	BEUDIN-BAY	444.M	57.ESM			20	37:24	37:45	3:46 min/km	15.8 km/h
470.	18	TINTURIER,	445.M	28.M1M			19 NOUVEAU ST	37:24	37:45	3:46 min/km	15.8 km/h
471.	11	SIMON, Pierre	446.M	257.SEM			19	37:28	37:46	3:46 min/km	15.8 km/h
472.	47	CAMBIER,	447.M	52.M0M			19	37:33	37:46	3:46 min/km	15.8 km/h
473.	56	GASPAROUX,	448.M	21.M2M			19 PLANETE	37:30	37:47	3:46 min/km	15.8 km/h
474.	49	DANGUY,	449.M	258.SEM			19	37:35	37:50	3:46 min/km	15.8 km/h
475.	77	LASSELIN,	450.M	259.SEM			19 UNION CAUDRY	37:38	37:51	3:47 min/km	15.8 km/h
476.	37	BOYER, Léa	26.F	15.SEF			20	37:36	37:51	3:47 min/km	15.8 km/h
477.	41	DEPROOT,	451.M	13.M3M			19 UNION CAUDRY	37:44	37:52	3:47 min/km	15.8 km/h
478.	18	FAITFEU,	452.M	260.SEM			19	37:17	37:52	3:47 min/km	15.8 km/h
479.	35	DÉTRÈS,	27.F	1.JUF			20 AS MARCK	37:53	37:55	3:47 min/km	15.8 km/h
480.	57	DECROCK,	453.M	261.SEM			19	37:39	37:55	3:47 min/km	15.8 km/h
481.	15	DUCHOQUET	454.M	22.M2M			19 CSCV HIRSON	37:37	37:56	3:47 min/km	15.8 km/h
482.	15	DA CUNHA,	455.M	262.SEM			19 S/L VGA	37:41	37:57	3:47 min/km	15.8 km/h
483.	18	PRAYER, Tom	456.M	53.M0M			19	37:37	37:57	3:47 min/km	15.8 km/h
484.	43	ROUSTEAU,	457.M	263.SEM			19	37:44	37:58	3:47 min/km	15.8 km/h
485.	45	HUMEAU,	458.M	264.SEM			19	37:39	37:58	3:47 min/km	15.8 km/h
486.	22	THIÉBAULT,	459.M	58.ESM			20	37:34	37:59	3:47 min/km	15.8 km/h
487.	45	ORUS	28.F	16.SEF			19	37:44	38:00	3:47 min/km	15.7 km/h
488.	77	PAGNIEZ,	460.M	265.SEM			20	37:44	38:00	3:47 min/km	15.7 km/h
489.	16	GRANSART,	461.M	266.SEM			19 UNION CAUDRY	37:49	38:01	3:48 min/km	15.7 km/h
490.	13	RICHEZ,	462.M	267.SEM			20	37:45	38:02	3:48 min/km	15.7 km/h
491.	17	DELAMARRE,	463.M	23.M2M			19	37:54	38:03	3:48 min/km	15.7 km/h
492.	18	BOUXIN,	464.M	59.ESM			20 CSCV HIRSON	37:43	38:03	3:48 min/km	15.7 km/h
493.	17	LECART,	465.M	268.SEM			19	37:24	38:04	3:48 min/km	15.7 km/h
494.	21	MELCHIOR,	466.M	29.M1M			19	37:51	38:04	3:48 min/km	15.7 km/h

5km et 10km de l'Urban Trail de Lille

Résultats 10km - Label National

Pos.	Do	Nom	Sexe	Cat.	Nat.	A	Club	TNet	TBrut	Allure	Vitesse
495.	18	LE BIHAN,	467.M	269.SEM		19		37:40	38:04	3:48 min/km	15.7 km/h
496.	16	LECART,	468.M	270.SEM		20		37:26	38:05	3:48 min/km	15.7 km/h
497.	13	CORNILLOT,	469.M	54.M0M		19		37:47	38:06	3:48 min/km	15.7 km/h
498.	21	BRAEMS,	470.M	271.SEM		20		37:46	38:06	3:48 min/km	15.7 km/h
499.	22	MOUQUET,	471.M	272.SEM		19		37:51	38:06	3:48 min/km	15.7 km/h
500.	20	MORDACQ,	472.M	273.SEM		20		37:42	38:07	3:48 min/km	15.7 km/h
501.	78	PÉPIN, Blémia	473.M	60.ESM		20		37:50	38:07	3:48 min/km	15.7 km/h
502.	19	KARBOUBI,	474.M	274.SEM		19	ATHLE	37:51	38:08	3:48 min/km	15.7 km/h
503.	56	ANTY-MANIE	475.M	61.ESM		20	AMICALE DU VAL	37:52	38:09	3:48 min/km	15.7 km/h
504.	16	LUREAU,	476.M	275.SEM		20		37:42	38:09	3:48 min/km	15.7 km/h
505.	46	TRACKOEN,	477.M	24.M2M		19		37:58	38:09	3:48 min/km	15.7 km/h
506.	76	GRAZZI,	478.M	14.M3M		19	S/L JEUMONT	37:57	38:10	3:48 min/km	15.7 km/h
507.	56	POISSON,	479.M	30.M1M		19	ASPTT	37:59	38:11	3:49 min/km	15.7 km/h
508.	66	MORY,	480.M	276.SEM		19		37:54	38:11	3:49 min/km	15.7 km/h
509.	48	SABOT,	481.M	277.SEM		20		37:51	38:12	3:49 min/km	15.7 km/h
510.	35	SNIEGOCKI,	29.F	1.M1F		19	SPN VERNON*	38:03	38:12	3:49 min/km	15.7 km/h
511.	91	DEMARET,	482.M	31.M1M		19	S/L LEVAL	37:49	38:12	3:49 min/km	15.7 km/h
512.	18	COLINET,	483.M	25.M2M		19	S/L LEVAL	37:50	38:13	3:49 min/km	15.7 km/h
513.	12	CHEVRIER,	484.M	55.M0M		19		37:54	38:14	3:49 min/km	15.6 km/h
514.	21	FAVRIL,	485.M	278.SEM		19		37:54	38:16	3:49 min/km	15.6 km/h
515.	18	CAZIER, Cyril	486.M	279.SEM		20		38:04	38:17	3:49 min/km	15.6 km/h
516.	38	DUBOIS, Julia	30.F	17.SEF		19	S/L LA	38:05	38:18	3:49 min/km	15.6 km/h
517.	18	NOËL,	487.M	280.SEM		19	SAM PARIS 12	38:10	38:20	3:49 min/km	15.6 km/h
518.	17	RICHARD,	488.M	15.M3M		19	CLLL	37:59	38:21	3:50 min/km	15.6 km/h
519.	14	RIXHON,	489.M	281.SEM		19		38:09	38:22	3:50 min/km	15.6 km/h
520.	35	DOISON,	31.F	18.SEF		20		38:17	38:22	3:50 min/km	15.6 km/h
521.	11	COURBOT,	490.M	56.M0M		19	US MARQUETTE	38:00	38:22	3:50 min/km	15.6 km/h
522.	11	COLL, Jimmy	491.M	282.SEM		19		38:11	38:24	3:50 min/km	15.6 km/h
523.	88	RODRIGUES,	492.M	283.SEM		20		37:59	38:25	3:50 min/km	15.6 km/h
524.	15	DRAPPIER,	493.M	284.SEM		19	S/L AC	38:04	38:25	3:50 min/km	15.6 km/h
525.	18	BAERT, David	494.M	57.M0M		19		38:08	38:26	3:50 min/km	15.6 km/h
526.	17	POURIN,	495.M	285.SEM		19		38:08	38:26	3:50 min/km	15.6 km/h
527.	18	SARTORIUS,	496.M	286.SEM		19		38:08	38:26	3:50 min/km	15.6 km/h
528.	92	GEORGES,	497.M	62.ESM		20		38:10	38:27	3:50 min/km	15.6 km/h
529.	12	DUCLOS,	498.M	58.M0M		19	RUN'IN CLUB	38:08	38:28	3:50 min/km	15.5 km/h
530.	16	MARTINACHE	499.M	59.M0M		19		37:47	38:30	3:50 min/km	15.5 km/h
531.	59	MANSOUR,	500.M	287.SEM		20		38:09	38:30	3:50 min/km	15.5 km/h
532.	35	DEFOIN,	32.F	19.SEF		19	AC CAMBRAI	38:22	38:30	3:50 min/km	15.5 km/h
533.	20	BROUWER,	501.M	288.SEM		19		38:13	38:31	3:51 min/km	15.5 km/h
534.	19	VERBÈKE,	502.M	32.M1M		19		38:14	38:31	3:51 min/km	15.5 km/h
535.	21	DUPONT,	503.M	289.SEM		20		38:24	38:33	3:51 min/km	15.5 km/h
536.	15	ANSERMIN,	504.M	4.M4M		19	AC CHATEAU	38:27	38:34	3:51 min/km	15.5 km/h
537.	56	MOITRY,	505.M	26.M2M		19		38:21	38:35	3:51 min/km	15.5 km/h
538.	15	HILALI,	506.M	290.SEM		19	AMICALE DU VAL	38:19	38:36	3:51 min/km	15.5 km/h
539.	21	LAMBERT,	507.M	60.M0M		19		38:22	38:38	3:51 min/km	15.5 km/h













































5km et 10km de l'Urban Trail de Lille

Résultats 10km - Label National

Pos.	Do	Nom	Sexe	Cat.	Nat.	A	Club	TNet	TBrut	Allure	Vitesse
540.	45	SCIACALUGA	33.F	2.M1F		19		38:29	38:39	3:51 min/km	15.5 km/h
541.	22	BULTEL,	508.M	27.M2M		19	S/L AC	38:29	38:39	3:51 min/km	15.5 km/h
542.	13	DOHLA,	509.M	61.M0M		19		38:13	38:39	3:51 min/km	15.5 km/h
543.	35	CAUWEL,	510.M	291.SEM		19		38:20	38:42	3:52 min/km	15.5 km/h
544.	53	JOLLIVET-CA	511.M	292.SEM		19		38:28	38:42	3:52 min/km	15.5 km/h
545.	46	BOUTEZ,	512.M	293.SEM		19		38:23	38:44	3:52 min/km	15.4 km/h
546.	16	CORBÉ,	513.M	294.SEM		20		38:18	38:44	3:52 min/km	15.4 km/h
547.	22	RINALDI, Loris	514.M	295.SEM		20	S/L NANCY	38:33	38:45	3:52 min/km	15.4 km/h
548.	11	BAUBY,	515.M	296.SEM		20		38:07	38:46	3:52 min/km	15.4 km/h
549.	18	DESEILLIGNY	516.M	33.M1M		19		38:32	38:47	3:52 min/km	15.4 km/h
550.	12	FORTIN,	517.M	297.SEM		19		38:37	38:47	3:52 min/km	15.4 km/h
551.	57	BAGHLOUL,	518.M	298.SEM		20		38:31	38:47	3:52 min/km	15.4 km/h
552.	10	ZOUAD, Akim	519.M	28.M2M		19	US CAMON	38:40	38:49	3:52 min/km	15.4 km/h
553.	22	FLEURU,	520.M	34.M1M		19	S/L LEVAL	38:28	38:51	3:53 min/km	15.4 km/h
554.	13	MEGHDIR,	521.M	299.SEM		19		38:25	38:51	3:53 min/km	15.4 km/h
555.	22	LAPOSTOLLE	522.M	63.ESM		20		38:32	38:52	3:53 min/km	15.4 km/h
556.	16	DELHAYE,	523.M	29.M2M		19	UNION CAUDRY	38:41	38:54	3:53 min/km	15.4 km/h
557.	14	DEMARET,	524.M	5.M4M		19	S/L AC	38:38	38:55	3:53 min/km	15.4 km/h
558.	38	PARENT,	34.F	20.SEF		20	S/L AC	38:33	38:55	3:53 min/km	15.4 km/h
559.	13	DE SOUSA,	525.M	64.ESM		20		38:29	38:56	3:53 min/km	15.4 km/h
560.	13	BROUART,	526.M	65.ESM		20		38:34	38:57	3:53 min/km	15.4 km/h
561.	35	DI	35.F	4.M0F		19		38:46	38:58	3:53 min/km	15.4 km/h
562.	10	VERMEIL,	527.M	30.M2M		19		38:34	38:58	3:53 min/km	15.4 km/h
563.	16	SALMON,	528.M	62.M0M		19		38:40	38:58	3:53 min/km	15.4 km/h
564.	10	DEVROYE,	529.M	63.M0M		19		37:43	38:58	3:53 min/km	15.3 km/h
565.	26	★ BERNARD,	530.M	300.SEM		19	AS ANZINOISE	38:54	38:59	3:53 min/km	15.3 km/h
566.	35	GAINETDINO	36.F	21.SEF		19	AS ANZINOISE	38:55	38:59	3:53 min/km	15.3 km/h
567.	13	BURES,	531.M	301.SEM		20		38:46	38:59	3:53 min/km	15.3 km/h
568.	14	FRIZON,	532.M	16.M3M		19	S/L ANTONY	38:42	38:59	3:53 min/km	15.3 km/h
569.	15	WARNAULT,	533.M	302.SEM		19		38:39	39:00	3:53 min/km	15.3 km/h
570.	12	SIX, Jérôme	534.M	64.M0M		19	S/L US	38:33	39:00	3:53 min/km	15.3 km/h
571.	89	LARDIER,	535.M	303.SEM		19		38:38	39:01	3:54 min/km	15.3 km/h
572.	12	AISSANI	536.M	304.SEM		20		38:21	39:01	3:54 min/km	15.3 km/h
573.	56	COUTIN,	537.M	305.SEM		19		38:26	39:02	3:54 min/km	15.3 km/h
574.	77	VERDOUCQ,	538.M	17.M3M		19	ES ARQUES	37:55	39:04	3:54 min/km	15.3 km/h
575.	86	HIRARD,	539.M	66.ESM		20		38:53	39:06	3:54 min/km	15.3 km/h
576.	13	TRUFFAUT,	540.M	306.SEM		20		38:52	39:06	3:54 min/km	15.3 km/h
577.	13	FRANSMAN,	541.M	307.SEM		20		38:51	39:07	3:54 min/km	15.3 km/h
578.	22	GRODZISKI,	542.M	308.SEM		19	ESPRIT RUN	38:42	39:07	3:54 min/km	15.3 km/h
579.	70	EDMOND,	543.M	309.SEM		20		38:38	39:08	3:54 min/km	15.3 km/h
580.	98	DELRUE,	544.M	65.M0M		19		38:58	39:09	3:54 min/km	15.3 km/h
581.	11	BRAEMS,	545.M	13.JUM		20		38:52	39:13	3:55 min/km	15.3 km/h
582.	22	RAMPTEAU,	546.M	310.SEM		19		38:46	39:13	3:55 min/km	15.3 km/h
583.	42	DRIOU,	547.M	18.M3M		19	RC ARRAS*	38:51	39:15	3:55 min/km	15.2 km/h
584.	16	DASSONVILL	548.M	311.SEM		20		38:58	39:15	3:55 min/km	15.2 km/h






















































































5km et 10km de l'Urban Trail de Lille

Résultats 10km - Label National

Pos.	Do	Nom	Sexe	Cat.	Nat.	A	Club	TNet	TBrut	Allure	Vitesse
585.	15	LAMARD,	549.M	67.ESM		20	ATHLETISME	38:59	39:17	3:55 min/km	15.2 km/h
586.	50	DESSOIT,	550.M	312.SEM		20		39:07	39:17	3:55 min/km	15.2 km/h
587.	50	LEPOUTRE,	551.M	68.ESM		20		38:53	39:18	3:55 min/km	15.2 km/h
588.	59	REED,	552.M	313.SEM		19		38:46	39:18	3:55 min/km	15.2 km/h
589.	38	VASSEUR,	553.M	31.M2M		19	US ATHLETIQUES	38:41	39:19	3:55 min/km	15.2 km/h
590.	55	AINOUCHE,	554.M	19.M3M		19		38:57	39:20	3:55 min/km	15.2 km/h
591.	12	DUBRAY,	555.M	314.SEM		20		38:54	39:20	3:55 min/km	15.2 km/h
592.	86	SALMON,	556.M	20.M3M		19		39:11	39:22	3:56 min/km	15.2 km/h
593.	11	BOITEZ,	557.M	315.SEM		19	S/L US	39:04	39:22	3:56 min/km	15.2 km/h
594.	22	LAROCHE,	558.M	69.ESM		20		39:03	39:23	3:56 min/km	15.2 km/h
595.	57	ANDRE, Théo	559.M	35.M1M		19		39:17	39:24	3:56 min/km	15.2 km/h
596.	80	DÉCAUDIN,	560.M	32.M2M		19		38:54	39:24	3:56 min/km	15.2 km/h
597.	17	COPPIN,	561.M	7.CAM		20	US MARQUETTE	39:08	39:25	3:56 min/km	15.2 km/h
598.	13	MICHEL,	562.M	316.SEM		19		39:10	39:27	3:56 min/km	15.2 km/h
599.	35	THUILLIER,	37.F	3.M1F		19	S/L AC	39:24	39:27	3:56 min/km	15.2 km/h
600.	22	BOUCAU,	563.M	317.SEM		19		39:09	39:28	3:56 min/km	15.2 km/h
601.	77	PUTEANUS,	564.M	66.M0M		19	ATHLE	39:09	39:28	3:56 min/km	15.2 km/h
602.	22	DELAHOUTR	565.M	6.M4M		19	ATHLE	39:08	39:28	3:56 min/km	15.2 km/h
603.	10	TARRIN,	566.M	14.JUM		20		39:02	39:28	3:56 min/km	15.2 km/h
604.	55	LEROY,	567.M	318.SEM		20		39:04	39:29	3:56 min/km	15.1 km/h
605.	54	NOLLET,	568.M	319.SEM		20		39:06	39:30	3:56 min/km	15.1 km/h
606.	10	BAILLIE, Louis	569.M	70.ESM		20		39:13	39:31	3:57 min/km	15.1 km/h
607.	15	WAYMEL,	570.M	67.M0M		19		39:00	39:31	3:57 min/km	15.1 km/h
608.	21	THERY, Julien	571.M	68.M0M		19		39:07	39:31	3:57 min/km	15.1 km/h
609.	87	RABILLER,	572.M	320.SEM		20		39:21	39:32	3:57 min/km	15.1 km/h
610.	21	REGNIER,	573.M	321.SEM		19		39:10	39:33	3:57 min/km	15.1 km/h
611.	17	BON, Antoine	574.M	322.SEM		19	S/L CG	39:09	39:34	3:57 min/km	15.1 km/h
612.	14	RASPADO,	575.M	323.SEM		19	C BILLY	39:26	39:36	3:57 min/km	15.1 km/h
613.	10	SEYNAEVE,	576.M	324.SEM		20		38:54	39:36	3:57 min/km	15.1 km/h
614.	46	TRIJEAN,	577.M	33.M2M		19	COURIR	39:30	39:38	3:57 min/km	15.1 km/h
615.	56	SANCE,	578.M	325.SEM		19		39:15	39:38	3:57 min/km	15.1 km/h
616.	18	LALOUX, Eric	579.M	1.M5M		19	AS PIERREFITTE	39:31	39:39	3:57 min/km	15.1 km/h
617.	95	TIGHIDET,	580.M	326.SEM		19		39:26	39:39	3:57 min/km	15.1 km/h
618.	21	MORY,	581.M	69.M0M		19		39:19	39:41	3:58 min/km	15.1 km/h
619.	36	GERASCH,	582.M	327.SEM		19		39:19	39:42	3:58 min/km	15.1 km/h
620.	17	DE	583.M	328.SEM		20		39:16	39:44	3:58 min/km	15.1 km/h
621.	19	LIEDTS,	584.M	70.M0M		19		39:07	39:44	3:58 min/km	15.1 km/h
622.	43	LELEU, Marie	38.F	22.SEF		19		39:33	39:44	3:58 min/km	15.1 km/h
623.	17	DMYTROW,	585.M	21.M3M		19	RC DE LENS	39:30	39:44	3:58 min/km	15.1 km/h
624.	20	BOUCHIGHA,	586.M	329.SEM		19		39:17	39:45	3:58 min/km	15.0 km/h
625.	92	MOREL, Eric	587.M	71.M0M		19	AS MARCOUSSIS	39:23	39:46	3:58 min/km	15.0 km/h
626.	13	LEROY,	588.M	71.ESM		20		39:12	39:48	3:58 min/km	15.0 km/h
627.	79	TERRIER,	589.M	330.SEM		20		39:19	39:49	3:58 min/km	15.0 km/h
628.	86	GRARE, Jean	590.M	331.SEM		20		39:19	39:49	3:58 min/km	15.0 km/h
629.	57	BIZALION,	591.M	72.M0M		19		39:18	39:50	3:58 min/km	15.0 km/h



































































5km et 10km de l'Urban Trail de Lille

Résultats 10km - Label National

Pos.	Do	Nom	Sexe	Cat.	Nat.	A	Club	TNet	TBrut	Allure	Vitesse
630.	22	YVERNEAU,	592.M	332.SEM			20	39:09	39:51	3:59 min/km	15.0 km/h
631.	16	HERIN,	593.M	22.M3M			19 S/L FECHAIN	39:28	39:53	3:59 min/km	15.0 km/h
632.	95	SABOT,	594.M	7.M4M			19	39:35	39:53	3:59 min/km	15.0 km/h
633.	16	FLOUQUET,	595.M	23.M3M			19 S/L CG	39:29	39:53	3:59 min/km	15.0 km/h
634.	12	MORIN,	596.M	333.SEM			20 S/L LILLE UC	39:35	39:54	3:59 min/km	15.0 km/h
635.	14	ISABAERT,	597.M	334.SEM			19 RUN'IN CLUB	39:31	39:54	3:59 min/km	15.0 km/h
636.	35	TOUZET,	39.F	23.SEF			19 S/L US	39:50	39:55	3:59 min/km	15.0 km/h
637.	12	LAGNEAU,	598.M	335.SEM			20	39:32	39:55	3:59 min/km	15.0 km/h
638.	87	DESCHUYTT	599.M	36.M1M			19 ES ARQUES	39:34	39:56	3:59 min/km	15.0 km/h
639.	56	ROBACHE,	600.M	73.M0M			19	39:27	39:57	3:59 min/km	15.0 km/h
640.	46	NDOTAH,	601.M	336.SEM			20	39:18	39:57	3:59 min/km	15.0 km/h
641.	15	MOTY,	602.M	34.M2M			19 RUN'IN CLUB	39:26	39:58	3:59 min/km	15.0 km/h
642.	13	BOULDOIRES	603.M	72.ESM			20	39:31	39:59	3:59 min/km	15.0 km/h
643.	53	LECLERCQ,	604.M	337.SEM			19 S/L AC	39:42	39:59	3:59 min/km	15.0 km/h
644.	17	COQUART,	605.M	338.SEM			19	39:36	40:00	3:59 min/km	15.0 km/h
645.	17	RAGON,	606.M	339.SEM			20	39:21	40:00	3:59 min/km	15.0 km/h
646.	17	ASTIER,	607.M	340.SEM			19	39:33	40:01	4:00 min/km	14.9 km/h
647.	15	BORIN,	608.M	341.SEM			19	39:32	40:01	4:00 min/km	14.9 km/h
648.	13	DUCHENE,	609.M	37.M1M			19 NOUVEAU ST	39:34	40:01	4:00 min/km	14.9 km/h
649.	12	DUVAL,	610.M	24.M3M			19	39:36	40:01	4:00 min/km	14.9 km/h
650.	68	PETIT, Benoit	611.M	342.SEM			20	39:41	40:02	4:00 min/km	14.9 km/h
651.	21	AISSANI	612.M	343.SEM			19	39:21	40:02	4:00 min/km	14.9 km/h
652.	15	BERNIER,	613.M	74.M0M			19	39:46	40:02	4:00 min/km	14.9 km/h
653.	15	ADAMCZYK,	614.M	344.SEM			19	40:02	40:02	4:00 min/km	14.9 km/h
654.	15	ELMALLALI,	615.M	75.M0M			19	39:34	40:02	4:00 min/km	14.9 km/h
655.	12	OBLED, Théo	616.M	345.SEM			20	39:38	40:03	4:00 min/km	14.9 km/h
656.	14	LHOIR, Tristan	617.M	76.M0M			19	39:29	40:03	4:00 min/km	14.9 km/h
657.	10	WALLYN,	618.M	8.M4M			19 PLANETE	39:34	40:03	4:00 min/km	14.9 km/h
658.	12	CRETON,	619.M	35.M2M			19 LA GORGUE	39:29	40:03	4:00 min/km	14.9 km/h
659.	19	CHEVRIN,	620.M	77.M0M			19	39:35	40:03	4:00 min/km	14.9 km/h
660.	77	CAROFF,	621.M	73.ESM			20	39:32	40:04	4:00 min/km	14.9 km/h
661.	76	DESRUMAUX,	622.M	346.SEM			20	39:44	40:04	4:00 min/km	14.9 km/h
662.	60	BOULERIE,	623.M	78.M0M			19	39:44	40:04	4:00 min/km	14.9 km/h
663.	14	GARBONI,	624.M	36.M2M			19 S/L ASPTT LILLE	39:48	40:04	4:00 min/km	14.9 km/h
664.	79	DUPRET,	625.M	347.SEM			19 S/L JEUMONT	40:05	40:05	4:00 min/km	14.9 km/h
665.	13	DUPRET,	626.M	74.ESM			20 S/L JEUMONT	39:45	40:05	4:00 min/km	14.9 km/h
666.	43	LAIRÉ, Perrine	40.F	24.SEF			19 S/L CLUB	39:44	40:05	4:00 min/km	14.9 km/h
667.	73	DUVENT,	627.M	79.M0M			19	39:48	40:06	4:00 min/km	14.9 km/h
668.	14	DUPRET,	628.M	9.M4M			19 S/L JEUMONT	39:47	40:06	4:00 min/km	14.9 km/h
669.	15	RENAUD,	629.M	10.M4M			19	39:36	40:06	4:00 min/km	14.9 km/h
670.	20	NOWAKOWS	630.M	348.SEM			19	39:29	40:06	4:00 min/km	14.9 km/h
671.	35	PALUD,	41.F	25.SEF			19 US	39:26	40:06	4:00 min/km	14.9 km/h
672.	13	MARIEN,	631.M	80.M0M			19	39:41	40:06	4:00 min/km	14.9 km/h
673.	35	RIGAL,	42.F	26.SEF			19 ATHLE	39:45	40:07	4:00 min/km	14.9 km/h
674.	38	BAUMEISTER	43.F	27.SEF			20	39:50	40:07	4:00 min/km	14.9 km/h


5km et 10km de l'Urban Trail de Lille

Résultats 10km - Label National

Pos.	Do	Nom	Sexe	Cat.	Nat.	A	Club	TNet	TBrut	Allure	Vitesse
675.	22	BOSSUYT,	632.M	81.M0M			19 RC ARRAS*	39:34	40:08	4:00 min/km	14.9 km/h
676.	10	ETIENNE,	633.M	349.SEM			19	39:36	40:08	4:00 min/km	14.9 km/h
677.	66	REGHEM,	634.M	2.M5M			19 S/L JOGGING ET	39:48	40:09	4:00 min/km	14.9 km/h
678.	89	RUBBELYNC	635.M	350.SEM			19	39:22	40:09	4:00 min/km	14.9 km/h
679.	45	DEGRUSON,	44.F	28.SEF			19 S/L AC	39:49	40:10	4:00 min/km	14.9 km/h
680.	12	VASSET,	636.M	351.SEM			20	39:45	40:10	4:00 min/km	14.9 km/h
681.	76	CHRETIEN,	637.M	352.SEM			20	39:33	40:10	4:00 min/km	14.9 km/h
682.	17	FOURNIER,	638.M	353.SEM			19 S/L ASPPT LILLE	39:40	40:11	4:01 min/km	14.9 km/h
683.	99	LEMADRE,	639.M	354.SEM			20	39:39	40:11	4:01 min/km	14.9 km/h
684.	56	PETIT, Natan	640.M	75.ESM			20	40:01	40:11	4:01 min/km	14.9 km/h
685.	35	LAMBERT-WE	45.F	29.SEF			20 S/L LILLE UC	39:49	40:11	4:01 min/km	14.9 km/h
686.	14	PODDANY,	641.M	355.SEM			20	39:45	40:12	4:01 min/km	14.9 km/h
687.	17	BREBANT,	642.M	38.M1M			19	39:47	40:14	4:01 min/km	14.9 km/h
688.	13	NAPIERALA,	643.M	356.SEM			19 RUN'IN CLUB	39:43	40:14	4:01 min/km	14.9 km/h
689.	75	LEMEINGRE,	644.M	39.M1M			19 S/L AC	39:57	40:14	4:01 min/km	14.9 km/h
690.	16	VANSTEENKI	645.M	11.M4M			19	39:37	40:15	4:01 min/km	14.9 km/h
691.	20	VERBECQ,	646.M	82.M0M			19	39:57	40:16	4:01 min/km	14.9 km/h
692.	14	DECOBECQ,	647.M	357.SEM			19	39:52	40:16	4:01 min/km	14.9 km/h
693.	85	GOLFOUSE,	648.M	358.SEM			20	39:35	40:16	4:01 min/km	14.9 km/h
694.	39	SIMON,	46.F	2.M2F			19 AC CHATEAU	39:51	40:16	4:01 min/km	14.9 km/h
695.	87	DUBOIS,	649.M	83.M0M			19	40:04	40:18	4:01 min/km	14.8 km/h
696.	36	SECK, Alexia	47.F	30.SEF			19	40:04	40:18	4:01 min/km	14.8 km/h
697.	58	LAVIELLE,	650.M	359.SEM			19	39:51	40:19	4:01 min/km	14.8 km/h
698.	68	WILLOT,	651.M	360.SEM			19	39:59	40:20	4:01 min/km	14.8 km/h
699.	43	SCOTH,	652.M	361.SEM			19	39:51	40:20	4:01 min/km	14.8 km/h
700.	13	VERONES,	653.M	37.M2M			19 S/L JEUMONT	40:20	40:20	4:01 min/km	14.8 km/h
701.	13	YAHATENE,	654.M	38.M2M			19 S/L JEUMONT	40:03	40:22	4:02 min/km	14.8 km/h
702.	53	CREPEL,	655.M	84.M0M			19	39:57	40:22	4:02 min/km	14.8 km/h
703.	40	VERSCHEUR	48.F	4.M1F			19	40:08	40:22	4:02 min/km	14.8 km/h
704.	35	THOMPSON,	656.M	85.M0M			19	39:54	40:22	4:02 min/km	14.8 km/h
705.	10	DE	657.M	76.ESM			20	40:01	40:24	4:02 min/km	14.8 km/h
706.	20	CLAIR,	658.M	362.SEM			19	39:42	40:24	4:02 min/km	14.8 km/h
707.	22	GARAA,	659.M	86.M0M			19 S/L AC	39:59	40:24	4:02 min/km	14.8 km/h
708.	50	MARSELLA,	660.M	40.M1M			19	40:09	40:25	4:02 min/km	14.8 km/h
709.	62	LEGRAND,	661.M	77.ESM			20	39:54	40:25	4:02 min/km	14.8 km/h
710.	12	BOUDET, Alix	662.M	78.ESM			20	39:54	40:26	4:02 min/km	14.8 km/h
711.	93	TAVERNIER,	663.M	363.SEM			19 PLANETE	39:55	40:27	4:02 min/km	14.8 km/h
712.	14	KOENIG,	664.M	41.M1M			19 JOGGING	39:52	40:27	4:02 min/km	14.8 km/h
713.	41	PATTOU,	49.F	31.SEF			19	40:18	40:27	4:02 min/km	14.8 km/h
714.	21	RENAULDON,	665.M	364.SEM			19	40:06	40:27	4:02 min/km	14.8 km/h
715.	15	DELATTRE,	666.M	365.SEM			19 US MARQUETTE	40:01	40:29	4:02 min/km	14.8 km/h
716.	57	VANDECAST	667.M	366.SEM			19	39:48	40:29	4:02 min/km	14.8 km/h
717.	11	MARCONI,	668.M	79.ESM			20	40:02	40:30	4:02 min/km	14.8 km/h
718.	22	RENNER,	669.M	367.SEM			19	40:02	40:30	4:02 min/km	14.8 km/h
719.	66	VERLEY,	670.M	39.M2M			19	39:46	40:30	4:02 min/km	14.8 km/h
















5km et 10km de l'Urban Trail de Lille

Résultats 10km - Label National

Pos.	Do	Nom	Sexe	Cat.	Nat.	A	Club	TNet	TBrut	Allure	Vitesse
720.	36	PRYEN,	50.F	32.SEF		19	US MARQUETTE	39:54	40:31	4:03 min/km	14.8 km/h
721.	57	HENRY DE	671.M	80.ESM		20		39:47	40:31	4:03 min/km	14.8 km/h
722.	57	DENIS,	672.M	12.M4M		19	AC CAMBRAI	40:19	40:31	4:03 min/km	14.8 km/h
723.	12	HARDOIN,	673.M	368.SEM		19		40:09	40:32	4:03 min/km	14.8 km/h
724.	15	SANSÉAU,	674.M	369.SEM		19	S/L LILLE UC	39:56	40:32	4:03 min/km	14.8 km/h
725.	14	DE MORAES,	675.M	370.SEM		19		40:10	40:32	4:03 min/km	14.8 km/h
726.	10	BROCHARD,	676.M	371.SEM		19		40:10	40:34	4:03 min/km	14.7 km/h
727.	21	DUFOUR,	677.M	372.SEM		19		39:44	40:35	4:03 min/km	14.7 km/h
728.	56	PAINCHART,	678.M	373.SEM		19	S/L LEVAL	40:17	40:40	4:03 min/km	14.7 km/h
729.	10	LOOF, Antonin	679.M	15.JUM		20	ACP BRETEUIL	40:12	40:41	4:04 min/km	14.7 km/h
730.	35	NANIN,	680.M	374.SEM		19		40:18	40:41	4:04 min/km	14.7 km/h
731.	18	CHEVALIER,	681.M	375.SEM		20		40:14	40:42	4:04 min/km	14.7 km/h
732.	22	DEKETER,	682.M	40.M2M		19	S/L US	40:11	40:43	4:04 min/km	14.7 km/h
733.	14	PENNE, Hugo	683.M	376.SEM		19		40:17	40:43	4:04 min/km	14.7 km/h
734.	99	LESTRIEZ,	684.M	1.M6M		19	ATHLETISME	39:55	40:43	4:04 min/km	14.7 km/h
735.	11	DE	685.M	377.SEM		19		40:37	40:43	4:04 min/km	14.7 km/h
736.	15	MARTIAUX,	686.M	378.SEM		20		40:03	40:44	4:04 min/km	14.7 km/h
737.	22	D'HOORE,	687.M	379.SEM		19		40:21	40:44	4:04 min/km	14.7 km/h
738.	97	SELLIEZ,	688.M	81.ESM		20		40:13	40:45	4:04 min/km	14.7 km/h
739.	12	CORRIER,	689.M	82.ESM		20		40:21	40:45	4:04 min/km	14.7 km/h
740.	15	SEYS, Antoine	690.M	380.SEM		19		40:14	40:46	4:04 min/km	14.7 km/h
741.	13	LEMAITRE,	691.M	42.M1M		19		40:19	40:49	4:04 min/km	14.7 km/h
742.	11	SAINT-JAMES	692.M	381.SEM		19		40:19	40:50	4:04 min/km	14.6 km/h
743.	13	LHERBIER,	693.M	83.ESM		20		40:11	40:51	4:05 min/km	14.6 km/h
744.	19	BOUTOILLE,	694.M	43.M1M		19		40:22	40:51	4:05 min/km	14.6 km/h
745.	41	BLONDEL,	51.F	33.SEF		19		40:27	40:53	4:05 min/km	14.6 km/h
746.	18	MARDONAO,	695.M	382.SEM		20		40:39	40:53	4:05 min/km	14.6 km/h
747.	11	TONNOIR,	696.M	383.SEM		19	RUN'IN CLUB	40:18	40:55	4:05 min/km	14.6 km/h
748.	44	GILLIOCQ,	697.M	16.JUM		20	S/L LILLE UC	40:12	40:55	4:05 min/km	14.6 km/h
749.	10	KHATOURI,	698.M	384.SEM		19	US	40:29	40:56	4:05 min/km	14.6 km/h
750.	16	LIBERT,	699.M	385.SEM		19		40:33	40:58	4:05 min/km	14.6 km/h
751.	21	DERONNE,	700.M	386.SEM		19		40:39	40:59	4:05 min/km	14.6 km/h
752.	41	LEGRAND,	52.F	34.SEF		19	S/L ASPTT LILLE	40:40	40:59	4:05 min/km	14.6 km/h
753.	82	WARYN,	701.M	13.M4M		19		40:47	41:00	4:05 min/km	14.6 km/h
754.	44	TRAN VAN,	53.F	35.SEF		19		40:26	41:00	4:05 min/km	14.6 km/h
755.	14	BONTE, Pierre	702.M	387.SEM		19		40:28	41:01	4:06 min/km	14.6 km/h
756.	20	BOUALLI,	703.M	87.M0M		19	US MARQUETTE	40:35	41:02	4:06 min/km	14.6 km/h
757.	48	CUIGNET,	704.M	388.SEM		19		40:38	41:02	4:06 min/km	14.6 km/h
758.	21	CASSEZ,	705.M	389.SEM		19		40:28	41:02	4:06 min/km	14.6 km/h
759.	10	JOURET,	706.M	390.SEM		20		40:29	41:02	4:06 min/km	14.6 km/h
760.	41	MAIGNIEN,	54.F	8.ESF		20	S/L ASPTT LILLE	40:35	41:03	4:06 min/km	14.6 km/h
761.	69	DO, Minh toan	707.M	88.M0M		19		40:35	41:03	4:06 min/km	14.6 km/h
762.	68	BRETON,	708.M	41.M2M		19		40:36	41:04	4:06 min/km	14.6 km/h
763.	11	HIPPERT,	709.M	89.M0M		19	S/L AC	40:22	41:04	4:06 min/km	14.6 km/h
764.	22	MOREL,	710.M	391.SEM		19	S/L AC	40:47	41:05	4:06 min/km	14.6 km/h

5km et 10km de l'Urban Trail de Lille

Résultats 10km - Label National

Pos.	Do	Nom	Sexe	Cat.	Nat.	A	Club	TNet	TBrut	Allure	Vitesse
765.	56	AGHANI EL	711.M	14.M4M		19	S/L NOGENT SUR	40:59	41:06	4:06 min/km	14.6 km/h
766.	36	MÉRY,	55.F	36.SEF		19	S/L AC	40:44	41:06	4:06 min/km	14.5 km/h
767.	43	VANDENBRO	56.F	5.M1F		19	AS MARCK	40:37	41:06	4:06 min/km	14.5 km/h
768.	17	DECOSTER,	712.M	17.JUM		20		40:36	41:07	4:06 min/km	14.5 km/h
769.	11	DHOEDT,	713.M	392.SEM		19		40:31	41:07	4:06 min/km	14.5 km/h
770.	39	PATOUX,	57.F	3.M2F		19	AC CAMBRAI	40:38	41:07	4:06 min/km	14.5 km/h
771.	16	VIART, Joffrey	714.M	25.M3M		19	US MARQUETTE	40:37	41:09	4:06 min/km	14.5 km/h
772.	42	MULLIEZ,	715.M	393.SEM		20		40:35	41:09	4:06 min/km	14.5 km/h
773.	38	ANCELLIN,	58.F	37.SEF		20	S/L NOGENT SUR	40:44	41:10	4:06 min/km	14.5 km/h
774.	16	JEANNE,	716.M	394.SEM		19		40:52	41:10	4:06 min/km	14.5 km/h
775.	20	LOSFELD,	717.M	395.SEM		19	OSM LOMME	40:41	41:10	4:06 min/km	14.5 km/h
776.	36	VIDAL, Carole	59.F	1.M4F		19	S/L AC	40:48	41:11	4:07 min/km	14.5 km/h
777.	72	GENNIN,	718.M	396.SEM		19		40:29	41:13	4:07 min/km	14.5 km/h
778.	20	MAHIU,	719.M	397.SEM		20		40:49	41:14	4:07 min/km	14.5 km/h
779.	20	WOLAK,	720.M	44.M1M		19		40:41	41:15	4:07 min/km	14.5 km/h
780.	12	BAUDEZ,	721.M	398.SEM		19		40:40	41:16	4:07 min/km	14.5 km/h
781.	41	BISIAU, Marie	60.F	38.SEF		19	NOUVEAU ST	40:49	41:17	4:07 min/km	14.5 km/h
782.	39	IUNG, Estelle	61.F	5.M0F		19	AO CHARENTON	40:36	41:17	4:07 min/km	14.5 km/h
783.	43	DESPRES,	62.F	39.SEF		19	S/L US	40:49	41:21	4:08 min/km	14.5 km/h
784.	22	VERFAILLIE,	722.M	45.M1M		19		40:20	41:22	4:08 min/km	14.5 km/h
785.	22	PETIT,	723.M	90.M0M		19		41:23	41:23	4:08 min/km	14.5 km/h
786.	58	BALLY,	724.M	42.M2M		19		41:15	41:23	4:08 min/km	14.5 km/h
787.	22	DESCAMPS,	725.M	15.M4M		19		40:54	41:24	4:08 min/km	14.4 km/h
788.	46	VILLENEUVE,	726.M	43.M2M		19		40:56	41:26	4:08 min/km	14.4 km/h
789.	35	RINGOT,	63.F	1.M3F		19	TOUQUET	41:21	41:26	4:08 min/km	14.4 km/h
790.	16	LE HUI,	727.M	399.SEM		19		41:02	41:27	4:08 min/km	14.4 km/h
791.	17	VERCAMBRE,	728.M	44.M2M		19		40:48	41:27	4:08 min/km	14.4 km/h
792.	35	LEBRUN,	64.F	6.M1F		19	S/L AC	41:06	41:27	4:08 min/km	14.4 km/h
793.	45	CARON,	65.F	6.M0F		19		40:59	41:27	4:08 min/km	14.4 km/h
794.	12	BIGO, Louis	729.M	400.SEM		19		40:56	41:28	4:08 min/km	14.4 km/h
795.	41	ARNAUD,	66.F	40.SEF		19		40:48	41:28	4:08 min/km	14.4 km/h
796.	18	CUISSET,	730.M	91.M0M		19	S/L LEVAL	40:59	41:30	4:08 min/km	14.4 km/h
797.	13	DEFAMIE,	731.M	46.M1M		19		41:02	41:30	4:08 min/km	14.4 km/h
798.	21	MAZOUNI,	732.M	401.SEM		19		40:29	41:30	4:08 min/km	14.4 km/h
799.	45	DESMARET,	67.F	9.ESF		20	S/L LILLE UC	40:58	41:30	4:08 min/km	14.4 km/h
800.	56	DESJARDINS,	733.M	402.SEM		19	RUN'IN CLUB	41:05	41:31	4:09 min/km	14.4 km/h
801.	86	SALMON,	734.M	84.ESM		20		41:20	41:31	4:09 min/km	14.4 km/h
802.	20	BARANSKI,	735.M	47.M1M		19		40:59	41:32	4:09 min/km	14.4 km/h
803.	16	ACHTE,	736.M	403.SEM		19		41:00	41:32	4:09 min/km	14.4 km/h
804.	57	VOUTERS,	737.M	85.ESM		20	S/L AC	41:00	41:33	4:09 min/km	14.4 km/h
805.	13	GRAUX, Eloi	738.M	86.ESM		20	S/L JEUMONT	41:13	41:33	4:09 min/km	14.4 km/h
806.	99	SZSZOT,	739.M	26.M3M		19		40:55	41:34	4:09 min/km	14.4 km/h
807.	15	ROUSSEAU,	740.M	48.M1M		19		41:00	41:34	4:09 min/km	14.4 km/h
808.	11	FOLLET,	741.M	404.SEM		19		40:59	41:34	4:09 min/km	14.4 km/h
809.	12	RICHARD,	742.M	87.ESM		20		41:03	41:36	4:09 min/km	14.4 km/h



























































































5km et 10km de l'Urban Trail de Lille

Résultats 10km - Label National

Pos.	Do	Nom	Sexe	Cat.	Nat.	A	Club	TNet	TBrut	Allure	Vitesse
810.	91	VANLANCKE	743.M	405.SEM		19		41:00	41:36	4:09 min/km	14.4 km/h
811.	18	PERLEIN, Carl	744.M	88.ESM		20		41:01	41:37	4:09 min/km	14.4 km/h
812.	19	BOHMKE,	745.M	406.SEM		19		41:09	41:38	4:09 min/km	14.4 km/h
813.	20	HARDY,	746.M	92.M0M		19		41:04	41:39	4:09 min/km	14.4 km/h
814.	78	DEVIN,	747.M	93.M0M		19		41:25	41:39	4:09 min/km	14.4 km/h
815.	73	BRUZEAU,	748.M	16.M4M		19	COURSE A PIED	41:31	41:39	4:09 min/km	14.4 km/h
816.	36	DELAY,	68.F	41.SEF		19	S/L AC	41:17	41:39	4:09 min/km	14.4 km/h
817.	20	IPEAU,	749.M	407.SEM		20		41:05	41:40	4:09 min/km	14.4 km/h
818.	17	ENGELS,	750.M	49.M1M		19		40:58	41:41	4:10 min/km	14.3 km/h
819.	83	AUCOUTURIE	751.M	408.SEM		19		41:07	41:41	4:10 min/km	14.3 km/h
820.	50	LEMIRE,	752.M	409.SEM		19		41:12	41:42	4:10 min/km	14.3 km/h
821.	39	VE NE,	69.F	42.SEF		19	RONCHIN	41:16	41:43	4:10 min/km	14.3 km/h
822.	14	VARCELICE,	753.M	18.JUM		20		41:03	41:43	4:10 min/km	14.3 km/h
823.	40	ENGELHARD	70.F	7.M1F		19		41:12	41:43	4:10 min/km	14.3 km/h
824.	11	DESSAINTJE	754.M	410.SEM		19	S/L US	41:10	41:43	4:10 min/km	14.3 km/h
825.	37	MAERTEN,	755.M	411.SEM		19	ES ARQUES	41:15	41:45	4:10 min/km	14.3 km/h
826.	10	DIVE, Bastien	756.M	412.SEM		19		40:58	41:47	4:10 min/km	14.3 km/h
827.	97	SENECHAL,	757.M	413.SEM		19	S/L AC	41:23	41:47	4:10 min/km	14.3 km/h
828.	22	PLANET,	758.M	414.SEM		19		41:34	41:48	4:10 min/km	14.3 km/h
829.	39	VANTOMME,	71.F	7.M0F		19		41:20	41:48	4:10 min/km	14.3 km/h
830.	49	HERMANT,	759.M	3.M5M		19		41:05	41:49	4:10 min/km	14.3 km/h
831.	65	NEVEU,	760.M	89.ESM		20		41:18	41:51	4:11 min/km	14.3 km/h
832.	10	VASSEUR,	761.M	415.SEM		19		41:15	41:51	4:11 min/km	14.3 km/h
833.	21	BLOMME,	762.M	19.JUM		20		41:22	41:51	4:11 min/km	14.3 km/h
834.	80	DUBOCQUET,	763.M	45.M2M		19	S/L US	41:11	41:51	4:11 min/km	14.3 km/h
835.	16	RUDANT,	764.M	94.M0M		19		41:18	41:52	4:11 min/km	14.3 km/h
836.	47	BATTRAUD,	765.M	416.SEM		19		41:21	41:52	4:11 min/km	14.3 km/h
837.	12	TARROU,	766.M	90.ESM		20		41:08	41:53	4:11 min/km	14.3 km/h
838.	75	DEPRET,	767.M	50.M1M		19	RC ARRAS*	41:18	41:53	4:11 min/km	14.3 km/h
839.	17	DUFOUR,	768.M	91.ESM		20		41:31	41:53	4:11 min/km	14.3 km/h
840.	44	LEGRAND,	72.F	43.SEF		19		41:32	41:54	4:11 min/km	14.3 km/h
841.	22	MESNIER,	769.M	417.SEM		19		41:32	41:55	4:11 min/km	14.3 km/h
842.	12	DELAVELLE,	770.M	418.SEM		20		41:15	41:55	4:11 min/km	14.3 km/h
843.	12	OLEJNICZAK,	771.M	419.SEM		19		41:32	41:55	4:11 min/km	14.3 km/h
844.	19	MATHEY,	772.M	420.SEM		19	RUN'IN CLUB	41:12	41:57	4:11 min/km	14.3 km/h
845.	12	T'JAMPENS,	773.M	421.SEM		19		41:22	41:57	4:11 min/km	14.3 km/h
846.	35	GAFFEZ,	774.M	95.M0M		19		41:26	41:57	4:11 min/km	14.3 km/h
847.	15	BEAREE,	775.M	17.M4M		19	S/L AC	41:36	41:58	4:11 min/km	14.3 km/h
848.	18	MOULIN,	776.M	422.SEM		19		41:01	41:59	4:11 min/km	14.2 km/h
849.	83	DURIER,	777.M	423.SEM		19	LE CLUB	41:31	41:59	4:11 min/km	14.2 km/h
850.	14	FOSSAERT,	778.M	424.SEM		19		41:14	42:00	4:11 min/km	14.2 km/h
851.	40	DENGLOS,	73.F	44.SEF		19	S/L LEVAL	41:30	42:00	4:11 min/km	14.2 km/h
852.	12	DUPONT,	779.M	51.M1M		19		41:37	42:01	4:12 min/km	14.2 km/h
853.	59	STAES,	780.M	46.M2M		19		41:32	42:01	4:12 min/km	14.2 km/h
854.	36	BIGOT, Julien	781.M	47.M2M		19		41:19	42:04	4:12 min/km	14.2 km/h






















































































5km et 10km de l'Urban Trail de Lille

Résultats 10km - Label National

Pos.	Do	Nom	Sexe	Cat.	Nat.	A	Club	TNet	TBrut	Allure	Vitesse
855.	86	BERNIER,	782.M	92.ESM			20	41:36	42:06	4:12 min/km	14.2 km/h
856.	90	DERNONCOU	783.M	4.M5M			19 LA GORGUE	41:42	42:06	4:12 min/km	14.2 km/h
857.	15	THUINET,	784.M	48.M2M			19	41:18	42:06	4:12 min/km	14.2 km/h
858.	17	WERQUIN,	785.M	425.SEM			19	41:24	42:06	4:12 min/km	14.2 km/h
859.	15	MOLLE,	786.M	8.CAM			20	41:25	42:06	4:12 min/km	14.2 km/h
860.	19	VERLOOVE,	787.M	20.JUM			20 US	41:21	42:07	4:12 min/km	14.2 km/h
861.	81	DEFOSSE,	788.M	27.M3M			19 S/L US	42:03	42:07	4:12 min/km	14.2 km/h
862.	10	MARTIN,	789.M	426.SEM			19	41:41	42:08	4:12 min/km	14.2 km/h
863.	44	CLAIRBAUX,	790.M	49.M2M			19	41:43	42:08	4:12 min/km	14.2 km/h
864.	56	VAN BLADEL,	791.M	18.M4M			19	41:34	42:08	4:12 min/km	14.2 km/h
865.	12	SMAHO,	792.M	427.SEM			20	41:19	42:09	4:12 min/km	14.2 km/h
866.	19	BUCAMP,	793.M	428.SEM			20	41:14	42:10	4:12 min/km	14.2 km/h
867.	43	FERRARA,	74.F	45.SEF			19	41:37	42:10	4:12 min/km	14.2 km/h
868.	36	VANDOOREN	75.F	46.SEF			20 US MARQUETTE	41:40	42:12	4:13 min/km	14.2 km/h
869.	98	ANGYAN,	794.M	96.M0M			19	41:41	42:12	4:13 min/km	14.2 km/h
870.	57	AMADOR	795.M	429.SEM			19 AC	41:45	42:13	4:13 min/km	14.2 km/h
871.	95	CLERMONT,	796.M	430.SEM			19	41:42	42:13	4:13 min/km	14.2 km/h
872.	14	PEILLET,	797.M	52.M1M			19 AC CHATEAU	41:47	42:13	4:13 min/km	14.2 km/h
873.	50	DREWNIAK,	798.M	93.ESM			20	41:35	42:16	4:13 min/km	14.1 km/h
874.	10	PAYEN, Yann	799.M	97.M0M			19	41:52	42:18	4:13 min/km	14.1 km/h
875.	22	DELEUS, Gael	800.M	53.M1M			19 S/L US	41:47	42:18	4:13 min/km	14.1 km/h
876.	72	MIAUX,	801.M	94.ESM			20	41:59	42:22	4:14 min/km	14.1 km/h
877.	13	COQUIO,	802.M	50.M2M			19	41:55	42:23	4:14 min/km	14.1 km/h
878.	91	JEANNE,	803.M	28.M3M			19	41:57	42:24	4:14 min/km	14.1 km/h
879.	36	PETIT,	76.F	8.M1F			19 S/L CLUB	41:55	42:24	4:14 min/km	14.1 km/h
880.	81	VERDOUCQ,	804.M	21.JUM			20	42:09	42:24	4:14 min/km	14.1 km/h
881.	15	OLLIVIER,	805.M	29.M3M			19 S/L ASPTT LILLE	41:44	42:26	4:14 min/km	14.1 km/h
882.	16	SAKATE,	806.M	30.M3M			19	41:57	42:27	4:14 min/km	14.1 km/h
883.	39	LEROTY,	77.F	2.M3F			19	42:01	42:28	4:14 min/km	14.1 km/h
884.	14	BOURGOIS,	807.M	51.M2M			19	42:15	42:29	4:14 min/km	14.1 km/h
885.	17	DUBOIS-GIAC	808.M	431.SEM			20	42:00	42:29	4:14 min/km	14.1 km/h
886.	91	LOPES,	809.M	432.SEM			19	41:27	42:30	4:14 min/km	14.1 km/h
887.	20	LENGAIGNE-	810.M	9.CAM			20	41:44	42:30	4:14 min/km	14.1 km/h
888.	15	DE CLERCQ,	811.M	433.SEM			19 S/L AC	41:54	42:33	4:15 min/km	14.1 km/h
889.	10	PERIES,	812.M	19.M4M			19	41:51	42:33	4:15 min/km	14.1 km/h
890.	55	GONCALVES,	813.M	52.M2M			19	41:56	42:34	4:15 min/km	14.0 km/h
891.	22	DEVROUETE,	814.M	434.SEM			19	41:50	42:35	4:15 min/km	14.0 km/h
892.	75	PASSOT,	815.M	31.M3M			19 S/L AC	42:15	42:35	4:15 min/km	14.0 km/h
893.	49	DESHAYES,	816.M	435.SEM			19	41:49	42:35	4:15 min/km	14.0 km/h
894.	15	DA ROCHA,	817.M	98.M0M			19	42:17	42:36	4:15 min/km	14.0 km/h
895.	19	KAWALERCZ	818.M	53.M2M			19	42:06	42:36	4:15 min/km	14.0 km/h
896.	19	MARQUET,	819.M	54.M2M			19	42:25	42:37	4:15 min/km	14.0 km/h
897.	21	BAO, Vincent	820.M	55.M2M			19 LE CLUB	41:59	42:39	4:15 min/km	14.0 km/h
898.	22	LAWTON,	821.M	95.ESM			20	42:25	42:39	4:15 min/km	14.0 km/h
899.	11	HAVENEL,	822.M	96.ESM			20	41:54	42:39	4:15 min/km	14.0 km/h

5km et 10km de l'Urban Trail de Lille

Résultats 10km - Label National

Pos.	Do	Nom	Sexe	Cat.	Nat.	A	Club	TNet	TBrut	Allure	Vitesse
900.	43	HOLAY,	823.M	54.M1M			19 AC CAMBRAI	42:27	42:42	4:16 min/km	14.0 km/h
901.	17	TOPIN - -	824.M	436.SEM			20	42:12	42:42	4:16 min/km	14.0 km/h
902.	37	DURAND,	78.F	2.M4F			19 COURIR A	42:16	42:43	4:16 min/km	14.0 km/h
903.	57	LAPIERRE,	825.M	97.ESM			20	42:14	42:43	4:16 min/km	14.0 km/h
904.	20	BARRAIS,	826.M	437.SEM			19	42:04	42:45	4:16 min/km	14.0 km/h
905.	20	BARRAIS,	827.M	99.M0M			19	42:04	42:46	4:16 min/km	14.0 km/h
906.	44	CHAUSSIER,	79.F	47.SEF			19 S/L US	42:12	42:46	4:16 min/km	14.0 km/h
907.	21	WINCKELS,	828.M	100.M0M			19	42:01	42:47	4:16 min/km	14.0 km/h
908.	13	POURBAIX,	829.M	438.SEM			19	42:05	42:47	4:16 min/km	14.0 km/h
909.	10	BOYET,	830.M	56.M2M			19	42:23	42:49	4:16 min/km	14.0 km/h
910.	44	LEMAIRE,	831.M	5.M5M			19 S/L AC	42:36	42:51	4:17 min/km	14.0 km/h
911.	13	LEPLUS,	832.M	439.SEM			19	42:05	42:51	4:17 min/km	14.0 km/h
912.	15	ROL, Philippe	833.M	101.M0M			19	42:13	42:52	4:17 min/km	14.0 km/h
913.	70	BOURDA,	834.M	98.ESM			20	42:01	42:53	4:17 min/km	13.9 km/h
914.	14	DELLOITTE,	835.M	440.SEM			20	42:12	42:54	4:17 min/km	13.9 km/h
915.	40	CREPIN,	836.M	441.SEM			19	42:15	42:55	4:17 min/km	13.9 km/h
916.	12	DEBRUYNE,	837.M	442.SEM			19	42:05	42:55	4:17 min/km	13.9 km/h
917.	22	BRIARD,	838.M	443.SEM			19	42:10	42:55	4:17 min/km	13.9 km/h
918.	56	DELANNOY,	839.M	57.M2M			19	42:19	42:55	4:17 min/km	13.9 km/h
919.	19	JORIS, Luca	840.M	99.ESM			20 S/L LEVAL	42:32	42:56	4:17 min/km	13.9 km/h
920.	17	BOURBON,	841.M	444.SEM			20	42:27	42:57	4:17 min/km	13.9 km/h
921.	57	VERLEY,	842.M	445.SEM			20	42:15	42:57	4:17 min/km	13.9 km/h
922.	38	BREILLAT,	80.F	10.ESF			20	42:18	42:58	4:17 min/km	13.9 km/h
923.	69	GEORGES,	843.M	446.SEM			19	42:27	42:59	4:17 min/km	13.9 km/h
924.	17	CATTOEN,	844.M	102.M0M			19	42:26	43:00	4:17 min/km	13.9 km/h
925.	22	GAMBIER,	845.M	447.SEM			19	42:32	43:01	4:18 min/km	13.9 km/h
926.	22	DEBERDT,	846.M	103.M0M			19	42:27	43:02	4:18 min/km	13.9 km/h
927.	88	LOHEZ,	847.M	58.M2M			19	42:26	43:02	4:18 min/km	13.9 km/h
928.	37	LEGLISE,	848.M	104.M0M			19	42:14	43:02	4:18 min/km	13.9 km/h
929.	14	BERNY, Loic	849.M	59.M2M			19	42:35	43:03	4:18 min/km	13.9 km/h
930.	85	LECLERCQ,	850.M	448.SEM			20	42:13	43:03	4:18 min/km	13.9 km/h
931.	21	WILLEMS,	851.M	449.SEM			19	41:48	43:04	4:18 min/km	13.9 km/h
932.	19	AOUAICHIA,	852.M	60.M2M			19	42:20	43:05	4:18 min/km	13.9 km/h
933.	91	PIERRON,	853.M	32.M3M			19	42:32	43:05	4:18 min/km	13.9 km/h
934.	13	DEWOLF,	854.M	6.M5M			19 PLANETE	42:48	43:06	4:18 min/km	13.9 km/h
935.	46	GERNEZ,	855.M	450.SEM			19 RONCHIN	42:34	43:06	4:18 min/km	13.9 km/h
936.	20	VANDERMER	856.M	451.SEM			19	42:16	43:07	4:18 min/km	13.9 km/h
937.	56	GODET,	857.M	100.ESM			20	42:27	43:07	4:18 min/km	13.9 km/h
938.	21	LAZZAOUI,	858.M	452.SEM			19 US MARQUETTE	42:26	43:08	4:18 min/km	13.9 km/h
939.	60	CHARPENTIE	81.F	48.SEF			19	42:27	43:09	4:18 min/km	13.9 km/h
940.	42	BONDOUX,	82.F	49.SEF			19	42:39	43:10	4:18 min/km	13.9 km/h
941.	36	VANDEBUS	83.F	8.M0F			19	42:23	43:12	4:19 min/km	13.8 km/h
942.	11	DALLENE,	859.M	453.SEM			20	42:22	43:12	4:19 min/km	13.8 km/h
943.	10	DENARCY,	860.M	454.SEM			20	42:32	43:12	4:19 min/km	13.8 km/h
944.	18	REGNIER,	861.M	33.M3M			19 RC ARRAS*	42:25	43:13	4:19 min/km	13.8 km/h

5km et 10km de l'Urban Trail de Lille

Résultats 10km - Label National

Pos.	Do	Nom	Sexe	Cat.	Nat.	A	Club	TNet	TBrut	Allure	Vitesse
945.	13	DEVOS,	862.M	455.SEM		19		42:23	43:14	4:19 min/km	13.8 km/h
946.	56	DJETE,	863.M	456.SEM		20	S/L ASPTT LILLE	42:43	43:14	4:19 min/km	13.8 km/h
947.	73	CARLIER,	864.M	457.SEM		19		42:20	43:15	4:19 min/km	13.8 km/h
948.	57	LE BOSSE,	865.M	458.SEM		19		42:21	43:16	4:19 min/km	13.8 km/h
949.	18	FOURRÉ,	866.M	459.SEM		20		42:24	43:18	4:19 min/km	13.8 km/h
950.	17	BACQUEVILL	867.M	61.M2M		19	LAMBERSART	42:46	43:19	4:19 min/km	13.8 km/h
951.	19	GOSSE,	868.M	460.SEM		19		42:42	43:19	4:19 min/km	13.8 km/h
952.	20	CANONNE,	869.M	105.M0M		19		41:35	43:20	4:19 min/km	13.8 km/h
953.	39	BERTOUT,	84.F	50.SEF		19		42:34	43:21	4:20 min/km	13.8 km/h
954.	10	DELAFOSSE,	870.M	106.M0M		19		42:35	43:21	4:20 min/km	13.8 km/h
955.	56	DUBOIS,	871.M	461.SEM		19		42:29	43:21	4:20 min/km	13.8 km/h
956.	93	TERTRAIS,	872.M	462.SEM		20		42:54	43:21	4:20 min/km	13.8 km/h
957.	14	PREAU,	873.M	22.JUM		20		42:40	43:23	4:20 min/km	13.8 km/h
958.	37	GRAZZI,	85.F	4.M2F		19	S/L JEUMONT	43:03	43:23	4:20 min/km	13.8 km/h
959.	16	PREVOST,	874.M	62.M2M		19	ATHLETISME	42:35	43:24	4:20 min/km	13.8 km/h
960.	42	SANT,	86.F	9.M1F		19		42:35	43:24	4:20 min/km	13.8 km/h
961.	39	BOURGEOIS,	87.F	51.SEF		19	AC CHATEAU	42:51	43:24	4:20 min/km	13.8 km/h
962.	12	FLAMENT,	875.M	463.SEM		20		42:26	43:25	4:20 min/km	13.8 km/h
963.	36	MARCHAND,	876.M	107.M0M		19		42:55	43:26	4:20 min/km	13.8 km/h
964.	56	LEBLOND,	877.M	55.M1M		19		42:30	43:27	4:20 min/km	13.8 km/h
965.	47	LE ROY,	878.M	464.SEM		19		42:37	43:28	4:20 min/km	13.8 km/h
966.	48	TAMBOISE,	879.M	101.ESM		20		42:37	43:28	4:20 min/km	13.8 km/h
967.	37	ANDRÉ,	88.F	9.M0F		19	C BILLY	42:53	43:29	4:20 min/km	13.8 km/h
968.	19	ALLART,	880.M	34.M3M		19	CLLL	42:54	43:29	4:20 min/km	13.8 km/h
969.	16	PROUVEUR,	881.M	63.M2M		19	RC DE LENS	42:50	43:29	4:20 min/km	13.7 km/h
970.	20	PACHE,	882.M	102.ESM		20		42:49	43:30	4:20 min/km	13.7 km/h
971.	44	WYRZYKOWS	89.F	52.SEF		19		43:06	43:31	4:21 min/km	13.7 km/h
972.	56	COURBOT,	883.M	108.M0M		19		42:47	43:31	4:21 min/km	13.7 km/h
973.	14	GUENEZ,	884.M	465.SEM		19		42:49	43:32	4:21 min/km	13.7 km/h
974.	11	DUHAMEL,	885.M	103.ESM		20	US ATHLETIQUES	42:58	43:33	4:21 min/km	13.7 km/h
975.	95	DAUBIES,	886.M	466.SEM		19		42:22	43:34	4:21 min/km	13.7 km/h
976.	21	DUBUS,	887.M	104.ESM		20		42:57	43:34	4:21 min/km	13.7 km/h
977.	60	DEGRAEVE,	90.F	10.M0F		19	RUN'IN CLUB	42:52	43:37	4:21 min/km	13.7 km/h
978.	12	DEHARTE,	888.M	105.ESM		20		42:41	43:37	4:21 min/km	13.7 km/h
979.	83	ATEXIDE-ISA	889.M	106.ESM		20		42:37	43:38	4:21 min/km	13.7 km/h
980.	11	BUGNICOUR	890.M	467.SEM		19		42:33	43:38	4:21 min/km	13.7 km/h
981.	39	CARPENTIER	91.F	11.M0F		19	US MARQUETTE	42:58	43:40	4:21 min/km	13.7 km/h
982.	41	GUILMAIN,	92.F	53.SEF		19		42:33	43:40	4:21 min/km	13.7 km/h
983.	42	LE	93.F	10.M1F		19		42:57	43:41	4:22 min/km	13.7 km/h
984.	14	DANEL,	891.M	468.SEM		19	US	42:55	43:42	4:22 min/km	13.7 km/h
985.	21	LESCOP,	892.M	469.SEM		19		43:09	43:43	4:22 min/km	13.7 km/h
986.	15	LANSMANT,	893.M	470.SEM		19		43:08	43:43	4:22 min/km	13.7 km/h
987.	21	TOULEMOND	894.M	471.SEM		19		43:03	43:44	4:22 min/km	13.7 km/h
988.	45	COULON,	94.F	2.JUF		20	AMIENS UC	43:10	43:44	4:22 min/km	13.7 km/h
989.	48	TAMBOISE,	895.M	472.SEM		19		42:52	43:45	4:22 min/km	13.7 km/h

5km et 10km de l'Urban Trail de Lille

Résultats 10km - Label National

Pos.	Do	Nom	Sexe	Cat.	Nat.	A	Club	TNet	TBrut	Allure	Vitesse
990.	60	MARIEL,	896.M	473.SEM		19		43:02	43:45	4:22 min/km	13.7 km/h
991.	38	FASQUELLE,	95.F	54.SEF		19		43:10	43:45	4:22 min/km	13.7 km/h
992.	44	CROCCEL,	96.F	55.SEF		19		43:04	43:45	4:22 min/km	13.7 km/h
993.	48	DUTAILLY,	897.M	56.M1M		19	OSM LOMME	42:53	43:46	4:22 min/km	13.7 km/h
994.	58	ALLAYS,	898.M	474.SEM		19		43:17	43:48	4:22 min/km	13.7 km/h
995.	18	GOBERT,	899.M	35.M3M		19	UNION CAUDRY	43:12	43:50	4:22 min/km	13.6 km/h
996.	42	WILLAUME,	900.M	20.M4M		19		43:04	43:50	4:22 min/km	13.6 km/h
997.	44	BARDEL,	97.F	56.SEF		19		43:25	43:51	4:23 min/km	13.6 km/h
998.	70	MONNIER,	901.M	107.ESM		20		43:00	43:52	4:23 min/km	13.6 km/h
999.	16	ROUAULT,	902.M	475.SEM		19		43:15	43:53	4:23 min/km	13.6 km/h
1000.	57	THERY,	903.M	476.SEM		19		42:50	43:54	4:23 min/km	13.6 km/h
1001.	22	GOURDIN,	904.M	477.SEM		19		43:03	43:54	4:23 min/km	13.6 km/h
1002.	39	URBAN,	98.F	57.SEF		19		43:03	43:54	4:23 min/km	13.6 km/h
1003.	72	BERQUIN,	905.M	478.SEM		19		43:18	43:55	4:23 min/km	13.6 km/h
1004.	69	TRAVERT,	906.M	7.M5M		19	S/L AS	43:13	43:56	4:23 min/km	13.6 km/h
1005.	36	LEGRAND,	99.F	3.JUF		20	BOULOGNE-SUR-	43:29	43:57	4:23 min/km	13.6 km/h
1006.	15	COLLETAS,	907.M	109.M0M		19		42:53	43:58	4:23 min/km	13.6 km/h
1007.	15	DELORME,	908.M	21.M4M		19		43:24	43:58	4:23 min/km	13.6 km/h
1008.	10	LOOF, Nicolas	909.M	36.M3M		19		43:08	43:59	4:23 min/km	13.6 km/h
1009.	56	CORRELLI,	910.M	64.M2M		19		43:12	43:59	4:23 min/km	13.6 km/h
1010.	22	BRISOUX,	911.M	110.M0M		19		43:04	44:00	4:23 min/km	13.6 km/h
1011.	37	BOLLENGIER,	912.M	8.M5M		19	US MARQUETTE	43:41	44:00	4:23 min/km	13.6 km/h
1012.	45	DROMBRY-V	100.F	11.M1F		19	S/L FEIGNIES AC	43:31	44:03	4:24 min/km	13.6 km/h
1013.	21	ANDRE,	913.M	479.SEM		19		43:16	44:05	4:24 min/km	13.6 km/h
1014.	16	BOUTILLIER,	914.M	480.SEM		19		43:36	44:06	4:24 min/km	13.6 km/h
1015.	19	LIENARD,	915.M	22.M4M		19	MAUBEUGE	43:31	44:07	4:24 min/km	13.6 km/h
1016.	56	MAZ, Karim	916.M	57.M1M		19		43:19	44:07	4:24 min/km	13.6 km/h
1017.	56	ROUSSEL,	917.M	481.SEM		20		42:53	44:07	4:24 min/km	13.6 km/h
1018.	12	DELPORTE,	918.M	58.M1M		19	RC ARRAS*	43:20	44:09	4:24 min/km	13.5 km/h
1019.	36	TISONBOU,	101.F	12.M1F		19	COURIR	43:22	44:09	4:24 min/km	13.5 km/h
1020.	38	MERCIER,	102.F	58.SEF		19	SALLANCHES	43:44	44:11	4:25 min/km	13.5 km/h
1021.	39	LECOEUVRE,	919.M	482.SEM		19		43:12	44:11	4:25 min/km	13.5 km/h
1022.	21	LEGRAND,	920.M	23.JUM		20		43:34	44:12	4:25 min/km	13.5 km/h
1023.	53	CATHIER,	921.M	483.SEM		19		43:35	44:13	4:25 min/km	13.5 km/h
1024.	56	GREGOR,	922.M	65.M2M		19		43:39	44:13	4:25 min/km	13.5 km/h
1025.	42	ARDID, Claire	103.F	13.M1F		19	S/L JEUMONT	43:37	44:13	4:25 min/km	13.5 km/h
1026.	11	PETEL,	923.M	484.SEM		19		43:13	44:14	4:25 min/km	13.5 km/h
1027.	46	DESCARPEN	924.M	485.SEM		19		43:25	44:14	4:25 min/km	13.5 km/h
1028.	57	RICHARD,	925.M	1.M8M		19	CLLL	44:11	44:16	4:25 min/km	13.5 km/h
1029.	36	LE TOQUIN,	104.F	59.SEF		19		43:22	44:17	4:25 min/km	13.5 km/h
1030.	39	PLADYS,	105.F	60.SEF		20	S/L LILLE UC	43:30	44:18	4:25 min/km	13.5 km/h
1031.	11	FROMANT,	926.M	108.ESM		20		43:06	44:19	4:25 min/km	13.5 km/h
1032.	22	CRETON,	927.M	24.JUM		20		43:36	44:19	4:25 min/km	13.5 km/h
1033.	98	NONCHÉ,	928.M	109.ESM		20		43:19	44:20	4:25 min/km	13.5 km/h
1034.	57	BOULET,	929.M	486.SEM		19	US MARQUETTE	43:39	44:21	4:26 min/km	13.5 km/h


































5km et 10km de l'Urban Trail de Lille

Résultats 10km - Label National

Pos.	Do	Nom	Sexe	Cat.	Nat.	A	Club	TNet	TBrut	Allure	Vitesse
1035.	19	CABARET,	930.M	487.SEM		19		43:21	44:21	4:26 min/km	13.5 km/h
1036.	40	DE MAISTRE,	931.M	488.SEM		19		43:26	44:21	4:26 min/km	13.5 km/h
1037.	13	DIVOL,	932.M	489.SEM		20		43:36	44:22	4:26 min/km	13.5 km/h
1038.	56	FOURRIERE,	933.M	490.SEM		19		43:28	44:22	4:26 min/km	13.5 km/h
1039.	15	CALVET,	934.M	491.SEM		19		43:23	44:22	4:26 min/km	13.5 km/h
1040.	12	PAUGAM,	935.M	492.SEM		19		43:32	44:23	4:26 min/km	13.5 km/h
1041.	17	HOPPENOT,	936.M	37.M3M		19		44:17	44:24	4:26 min/km	13.5 km/h
1042.	98	GIAMPAOLI,	937.M	59.M1M		19	S/L FECHAIN	43:31	44:25	4:26 min/km	13.5 km/h
1043.	11	DELPLANQU	938.M	493.SEM		19		43:27	44:26	4:26 min/km	13.5 km/h
1044.	90	MORTREUX,	939.M	494.SEM		19		43:32	44:27	4:26 min/km	13.5 km/h
1045.	77	PROUVOST,	940.M	23.M4M		19		43:38	44:28	4:26 min/km	13.4 km/h
1046.	18	CLERC,	941.M	60.M1M		19	LAMBERSART	43:41	44:30	4:26 min/km	13.4 km/h
1047.	14	BEAUMONT,	942.M	495.SEM		19		43:29	44:31	4:27 min/km	13.4 km/h
1048.	42	SORICELLI,	106.F	61.SEF		19	RUN'IN CLUB	43:48	44:33	4:27 min/km	13.4 km/h
1049.	22	FARVAQUE,	943.M	66.M2M		19	LAMBERSART	43:48	44:34	4:27 min/km	13.4 km/h
1050.	78	DE	944.M	110.ESM		20		43:22	44:35	4:27 min/km	13.4 km/h
1051.	12	MARTIN,	945.M	111.M0M		19		43:49	44:35	4:27 min/km	13.4 km/h
1052.	39	BILLET-GRAS	107.F	3.M3F		19	S/L LA	44:01	44:37	4:27 min/km	13.4 km/h
1053.	36	BOONE,	108.F	62.SEF		19		44:17	44:38	4:27 min/km	13.4 km/h
1054.	16	LORTHOIS,	946.M	112.M0M		19		43:33	44:38	4:27 min/km	13.4 km/h
1055.	74	VANHOVE,	947.M	496.SEM		19		43:57	44:40	4:27 min/km	13.4 km/h
1056.	38	DUPONT,	109.F	63.SEF		19	S/L US	43:59	44:40	4:27 min/km	13.4 km/h
1057.	56	ROLAND,	948.M	113.M0M		19		43:52	44:41	4:28 min/km	13.4 km/h
1058.	39	CHABOCHE,	110.F	64.SEF		20		43:46	44:42	4:28 min/km	13.4 km/h
1059.	43	MAZOUZI,	949.M	24.M4M		19		44:13	44:45	4:28 min/km	13.4 km/h
1060.	96	LE BASNIER,	950.M	497.SEM		19		43:37	44:48	4:28 min/km	13.3 km/h
1061.	16	SAUNIER,	951.M	67.M2M		19		43:34	44:48	4:28 min/km	13.3 km/h
1062.	41	LEFEBVRE,	111.F	4.JUF		20	NOUVEAU ST	43:56	44:48	4:28 min/km	13.3 km/h
1063.	22	DUCHATEAU,	952.M	498.SEM		20		43:34	44:49	4:28 min/km	13.3 km/h
1064.	19	FAUVARQUE,	953.M	499.SEM		19		43:51	44:49	4:28 min/km	13.3 km/h
1065.	41	DELLEMOTTE	954.M	2.M6M		19	OSM LOMME	43:55	44:49	4:28 min/km	13.3 km/h
1066.	15	LENTREBEC	955.M	9.M5M		19	AS ANZINOISE	43:54	44:50	4:28 min/km	13.3 km/h
1067.	82	LESUISSE,	956.M	111.ESM		20		43:21	44:51	4:29 min/km	13.3 km/h
1068.	16	DASSONVILL	957.M	38.M3M		19	PLANETE	43:56	44:52	4:29 min/km	13.3 km/h
1069.	10	LEJEUNE,	958.M	114.M0M		19	S/L AC	44:36	44:52	4:29 min/km	13.3 km/h
1070.	18	AYLLON,	959.M	112.ESM		20		43:51	44:52	4:29 min/km	13.3 km/h
1071.	11	RÉMY, Louis	960.M	500.SEM		19		44:15	44:53	4:29 min/km	13.3 km/h
1072.	56	BARBET,	961.M	113.ESM		20		43:44	44:53	4:29 min/km	13.3 km/h
1073.	21	PALOS, Lucas	962.M	25.JUM		20		44:01	44:54	4:29 min/km	13.3 km/h
1074.	42	SOUFFLET,	112.F	14.M1F		19	S/L LEVAL	44:19	44:54	4:29 min/km	13.3 km/h
1075.	10	BOUADI,	963.M	26.JUM		20		44:42	44:55	4:29 min/km	13.3 km/h
1076.	42	VANDRIESSC	113.F	65.SEF		19		44:13	44:56	4:29 min/km	13.3 km/h
1077.	19	VERLOOVE,	964.M	68.M2M		19	US	44:10	44:56	4:29 min/km	13.3 km/h
1078.	92	MAHIEU,	965.M	501.SEM		20		43:45	44:56	4:29 min/km	13.3 km/h
1079.	40	RODRIGUES	114.F	15.M1F		19	AC CHATEAU	44:23	44:56	4:29 min/km	13.3 km/h

5km et 10km de l'Urban Trail de Lille

Résultats 10km - Label National

Pos.	Do	Nom	Sexe	Cat.	Nat.	A	Club	TNet	TBrut	Allure	Vitesse
1080.	39	LACROIX,	115.F	66.SEF			20 S/L LILLE UC	44:03	44:57	4:29 min/km	13.3 km/h
1081.	16	WARLOUZET,	966.M	69.M2M			19	43:58	44:57	4:29 min/km	13.3 km/h
1082.	10	CORBEAU,	967.M	502.SEM			20	44:02	44:58	4:29 min/km	13.3 km/h
1083.	67	BURLION,	968.M	70.M2M			19 S/L LEVAL	44:22	44:58	4:29 min/km	13.3 km/h
1084.	46	BEHAEGEL,	969.M	115.M0M			19	43:48	44:58	4:29 min/km	13.3 km/h
1085.	15	MOLLE,	970.M	61.M1M			19	44:17	44:59	4:29 min/km	13.3 km/h
1086.	98	TARDY,	971.M	114.ESM			20	44:14	44:59	4:29 min/km	13.3 km/h
1087.	16	KILIAN, Liam	972.M	503.SEM			20	44:00	45:01	4:30 min/km	13.3 km/h
1088.	56	POPPE-FONT	973.M	10.CAM			20 S/L JOGGING ET	44:07	45:01	4:30 min/km	13.3 km/h
1089.	41	ISAERT-VERL	116.F	11.ESF			20 S/L CA	44:16	45:01	4:30 min/km	13.3 km/h
1090.	56	DECOOPMAN	974.M	504.SEM			19	44:17	45:03	4:30 min/km	13.3 km/h
1091.	56	AMOA, Lucas	975.M	115.ESM			20	44:04	45:03	4:30 min/km	13.3 km/h
1092.	55	CANONNE,	976.M	116.M0M			19	44:24	45:03	4:30 min/km	13.3 km/h
1093.	19	BELGAID,	977.M	505.SEM			19	44:11	45:04	4:30 min/km	13.3 km/h
1094.	53	ROCHES,	978.M	117.M0M			19	44:30	45:04	4:30 min/km	13.3 km/h
1095.	61	BRAULT,	979.M	506.SEM			19	44:02	45:05	4:30 min/km	13.3 km/h
1096.	21	COLIN, Alex	980.M	507.SEM			19	44:04	45:05	4:30 min/km	13.3 km/h
1097.	22	NOEZ,	981.M	508.SEM			20	44:15	45:05	4:30 min/km	13.3 km/h
1098.	17	BOCQUET,	982.M	71.M2M			19 LAMBERSART	43:55	45:07	4:30 min/km	13.3 km/h
1099.	38	VAN	117.F	67.SEF			19	44:19	45:07	4:30 min/km	13.3 km/h
1100.	10	BOYAVAL,	983.M	509.SEM			19	44:02	45:08	4:30 min/km	13.2 km/h
1101.	62	DELBECKE,	984.M	62.M1M			19 S/L AC	44:32	45:08	4:30 min/km	13.2 km/h
1102.	41	DEL FORNO,	118.F	68.SEF			19	44:34	45:08	4:30 min/km	13.2 km/h
1103.	14	BAILLIN,	985.M	25.M4M			19	44:15	45:09	4:30 min/km	13.2 km/h
1104.	79	TROUART,	986.M	510.SEM			19	44:17	45:09	4:30 min/km	13.2 km/h
1105.	56	LESAGE, Tom	987.M	511.SEM			19	44:04	45:10	4:30 min/km	13.2 km/h
1106.	18	BOILLY,	988.M	512.SEM			20	44:04	45:10	4:30 min/km	13.2 km/h
1107.	19	SCRIVE,	989.M	513.SEM			19	44:11	45:11	4:31 min/km	13.2 km/h
1108.	56	GILLIOT,	990.M	514.SEM			19	43:51	45:12	4:31 min/km	13.2 km/h
1109.	17	DESPLANQU	991.M	515.SEM			19 S/L AC	44:36	45:12	4:31 min/km	13.2 km/h
1110.	22	PRUVOST,	992.M	63.M1M			19	44:15	45:13	4:31 min/km	13.2 km/h
1111.	41	DASSONNEVI	119.F	4.M3F			19 RC ARRAS*	44:26	45:14	4:31 min/km	13.2 km/h
1112.	74	GOESAERT,	993.M	516.SEM			20	43:33	45:14	4:31 min/km	13.2 km/h
1113.	20	DURIEZ,	994.M	64.M1M			19 LE CLUB	44:23	45:14	4:31 min/km	13.2 km/h
1114.	81	LESUEUR,	995.M	116.ESM			20	44:36	45:14	4:31 min/km	13.2 km/h
1115.	41	BOEHLY, Alix	996.M	27.JUM			20	44:24	45:14	4:31 min/km	13.2 km/h
1116.	14	MASZOWEZ,	997.M	118.M0M			19	44:25	45:14	4:31 min/km	13.2 km/h
1117.	37	BARBET,	120.F	12.M0F			19 UA SENS*	44:14	45:14	4:31 min/km	13.2 km/h
1118.	18	EL BAGAR,	998.M	65.M1M			19	44:46	45:14	4:31 min/km	13.2 km/h
1119.	21	METEYER,	999.M	517.SEM			20	43:59	45:14	4:31 min/km	13.2 km/h
1120.	56	BECART,	1000.M	518.SEM			20	44:33	45:17	4:31 min/km	13.2 km/h
1121.	15	DELPHIN-PO	1001.M	519.SEM			19 LE CLUB	44:15	45:17	4:31 min/km	13.2 km/h
1122.	18	DEVYNCK,	1002.M	72.M2M			19	44:20	45:18	4:31 min/km	13.2 km/h
1123.	14	MASZOWEZ,	1003.M	520.SEM			19	44:31	45:20	4:31 min/km	13.2 km/h
1124.	62	GOURDON,	1004.M	521.SEM			19	44:26	45:21	4:32 min/km	13.2 km/h

5km et 10km de l'Urban Trail de Lille

Résultats 10km - Label National

Pos.	Do	Nom	Sexe	Cat.	Nat.	A	Club	TNet	TBrut	Allure	Vitesse
1125.	10	PIETERS,	1005.M	522.SEM		19		44:15	45:21	4:32 min/km	13.2 km/h
1126.	10	HERBAUT,	1006.M	119.M0M		19		44:29	45:21	4:32 min/km	13.2 km/h
1127.	16	EL GAZI,	1007.M	26.M4M		19	PLANETE	44:35	45:22	4:32 min/km	13.2 km/h
1128.	57	GUÉRIN,	1008.M	27.M4M		19	AC CAMBRAI	44:40	45:23	4:32 min/km	13.2 km/h
1129.	15	LATOUCHE,	1009.M	39.M3M		19	UNION SPORTIVE	44:30	45:24	4:32 min/km	13.2 km/h
1130.	60	PONTIER,	1010.M	117.ESM		20		44:50	45:24	4:32 min/km	13.2 km/h
1131.	14	VERBRUGGE,	1011.M	523.SEM		20		44:25	45:24	4:32 min/km	13.2 km/h
1132.	39	BOBEE,	121.F	3.M4F		19	BOULOGNE-SUR-	45:03	45:24	4:32 min/km	13.2 km/h
1133.	12	LANSELLE,	1012.M	40.M3M		19		44:38	45:25	4:32 min/km	13.2 km/h
1134.	18	DE SMEDT,	1013.M	118.ESM		20		44:41	45:26	4:32 min/km	13.2 km/h
1135.	16	WEPPE, Loic	1014.M	524.SEM		19		44:43	45:26	4:32 min/km	13.2 km/h
1136.	22	CROCCEL,	1015.M	525.SEM		19		44:45	45:27	4:32 min/km	13.2 km/h
1137.	20	CANDITO,	1016.M	120.M0M		19		44:38	45:28	4:32 min/km	13.2 km/h
1138.	82	GUILLAIN,	1017.M	526.SEM		19		44:37	45:28	4:32 min/km	13.1 km/h
1139.	10	GUIRAUD,	1018.M	527.SEM		19	LE CLUB	44:27	45:28	4:32 min/km	13.1 km/h
1140.	10	MARCANT,	1019.M	528.SEM		20	S/L LILLE UC	44:29	45:29	4:32 min/km	13.1 km/h
1141.	15	RAMARD,	1020.M	529.SEM		19		44:25	45:29	4:32 min/km	13.1 km/h
1142.	43	COLAS, Élise	122.F	69.SEF		20		44:54	45:29	4:32 min/km	13.1 km/h
1143.	17	LECLERCQ,	1021.M	66.M1M		19	S/L LEVAL	44:54	45:30	4:32 min/km	13.1 km/h
1144.	17	MEZZASALM	1022.M	3.M6M		19	RC DE LENS	44:51	45:30	4:32 min/km	13.1 km/h
1145.	44	LAVALEE,	123.F	70.SEF		19		44:55	45:30	4:32 min/km	13.1 km/h
1146.	56	TELLE,	1023.M	530.SEM		20		44:26	45:30	4:32 min/km	13.1 km/h
1147.	65	BERTHET	1024.M	28.JUM		20		44:27	45:31	4:33 min/km	13.1 km/h
1148.	14	BONTE, Félix	1025.M	531.SEM		19		44:42	45:31	4:33 min/km	13.1 km/h
1149.	41	ROBITAILLE,	124.F	5.M3F		19	RC ARRAS*	44:44	45:32	4:33 min/km	13.1 km/h
1150.	57	DUEZ,	1026.M	532.SEM		19		44:21	45:33	4:33 min/km	13.1 km/h
1151.	37	CHOLET,	125.F	71.SEF		19		44:47	45:33	4:33 min/km	13.1 km/h
1152.	41	DOMAIN,	126.F	72.SEF		19	RC DE LENS	44:56	45:35	4:33 min/km	13.1 km/h
1153.	13	FONTENELLE	1027.M	533.SEM		19		44:26	45:35	4:33 min/km	13.1 km/h
1154.	39	MARCHAND,	127.F	73.SEF		19		44:58	45:36	4:33 min/km	13.1 km/h
1155.	20	HEMEZ,	1028.M	534.SEM		19		44:47	45:36	4:33 min/km	13.1 km/h
1156.	37	TRAVERT,	128.F	74.SEF		20	S/L AS	44:52	45:36	4:33 min/km	13.1 km/h
1157.	16	DATHY,	1029.M	4.M6M		19	RC ARRAS*	44:50	45:38	4:33 min/km	13.1 km/h
1158.	17	BAYLE,	1030.M	119.ESM		20		45:06	45:39	4:33 min/km	13.1 km/h
1159.	40	MARIEL,	1031.M	535.SEM		19		44:41	45:40	4:33 min/km	13.1 km/h
1160.	11	DURAND,	1032.M	536.SEM		20		44:30	45:42	4:34 min/km	13.1 km/h
1161.	79	MONNIER,	1033.M	537.SEM		19		44:28	45:42	4:34 min/km	13.1 km/h
1162.	17	POPIELA,	1034.M	73.M2M		19		44:59	45:43	4:34 min/km	13.1 km/h
1163.	45	LETE,	129.F	75.SEF		19		44:54	45:44	4:34 min/km	13.1 km/h
1164.	11	VANHEE,	1035.M	538.SEM		19		45:15	45:44	4:34 min/km	13.1 km/h
1165.	56	ORY, Killian	1036.M	539.SEM		19		44:40	45:45	4:34 min/km	13.1 km/h
1166.	10	DELAMAIDE,	1037.M	28.M4M		19		44:27	45:45	4:34 min/km	13.1 km/h
1167.	57	PATIN,	1038.M	121.M0M		19	COURIR	44:28	45:45	4:34 min/km	13.1 km/h
1168.	15	RINGARD,	1039.M	67.M1M		19		44:38	45:45	4:34 min/km	13.1 km/h
1169.	12	VERHAEGHE,	1040.M	540.SEM		19		44:40	45:45	4:34 min/km	13.1 km/h















































5km et 10km de l'Urban Trail de Lille

Résultats 10km - Label National

Pos.	Do	Nom	Sexe	Cat.	Nat.	A	Club	TNet	TBrut	Allure	Vitesse
1170.	12	TELLIER,	1041.M	541.SEM			20	44:13	45:46	4:34 min/km	13.1 km/h
1171.	36	DREWNIAK,	1042.M	542.SEM			19	45:06	45:47	4:34 min/km	13.1 km/h
1172.	50	PLOMHAUSE,	1043.M	29.JUM			20	45:10	45:48	4:34 min/km	13.1 km/h
1173.	69	MORTAIN,	1044.M	543.SEM			19	44:35	45:48	4:34 min/km	13.1 km/h
1174.	17	TRUPIN, Louis	1045.M	544.SEM			20	44:40	45:49	4:34 min/km	13.0 km/h
1175.	58	WIART,	1046.M	74.M2M			19 RC ARRAS*	45:15	45:49	4:34 min/km	13.0 km/h
1176.	20	CARTON,	1047.M	545.SEM			20	44:59	45:50	4:34 min/km	13.0 km/h
1177.	21	FERRE,	1048.M	11.CAM			20	44:48	45:52	4:35 min/km	13.0 km/h
1178.	38	POLLET,	130.F	76.SEF			19 RONCHIN	45:09	45:53	4:35 min/km	13.0 km/h
1179.	36	AGEZ,	131.F	77.SEF			19 RONCHIN	45:10	45:53	4:35 min/km	13.0 km/h
1180.	13	VERDIERE,	1049.M	546.SEM			20 S/L CG	45:11	45:54	4:35 min/km	13.0 km/h
1181.	21	THIRARD,	1050.M	547.SEM			20	45:04	45:56	4:35 min/km	13.0 km/h
1182.	49	CROMBEZ,	1051.M	548.SEM			19	45:02	45:56	4:35 min/km	13.0 km/h
1183.	22	LUCAS, Noam	1052.M	30.JUM			20 AS RAISMES	45:04	45:56	4:35 min/km	13.0 km/h
1184.	47	ARGAIN,	1053.M	122.M0M			19	44:51	45:59	4:35 min/km	13.0 km/h
1185.	40	DELOMMEZ,	132.F	78.SEF			19	45:03	46:00	4:35 min/km	13.0 km/h
1186.	20	SATTIN,	1054.M	549.SEM			20 S/L LILLE UC	45:03	46:00	4:35 min/km	13.0 km/h
1187.	41	YAHATENE,	133.F	5.M2F			19 S/L JEUMONT	45:25	46:01	4:36 min/km	13.0 km/h
1188.	12	GIRAUD,	1055.M	12.CAM			20	44:18	46:01	4:36 min/km	13.0 km/h
1189.	22	PORTRAIT,	1056.M	123.M0M			19	44:59	46:01	4:36 min/km	13.0 km/h
1190.	39	BARBERON,	134.F	79.SEF			20	45:04	46:01	4:36 min/km	13.0 km/h
1191.	11	OLSEN, Kevin	1057.M	550.SEM			19	45:04	46:01	4:36 min/km	13.0 km/h
1192.	10	REYNS,	1058.M	75.M2M			19	44:44	46:02	4:36 min/km	13.0 km/h
1193.	56	MIOQUE,	1059.M	551.SEM			20	44:54	46:02	4:36 min/km	13.0 km/h
1194.	20	CARON,	1060.M	13.CAM			20	45:25	46:04	4:36 min/km	13.0 km/h
1195.	17	BOUTEZ,	1061.M	41.M3M			19 OSM LOMME	45:29	46:04	4:36 min/km	13.0 km/h
1196.	20	DECLERCQ,	1062.M	552.SEM			19 EA DOUCHY	44:54	46:05	4:36 min/km	13.0 km/h
1197.	14	POTIRON,	1063.M	553.SEM			19 RUN'IN CLUB	45:22	46:05	4:36 min/km	13.0 km/h
1198.	13	MILLOIS,	1064.M	68.M1M			19 S/L	45:33	46:05	4:36 min/km	13.0 km/h
1199.	36	THELLIER,	135.F	80.SEF			19	44:59	46:05	4:36 min/km	13.0 km/h
1200.	16	PETIT,	1065.M	124.M0M			19	45:03	46:06	4:36 min/km	13.0 km/h
1201.	20	GUIGNY,	1066.M	125.M0M			19	45:29	46:08	4:36 min/km	13.0 km/h
1202.	44	PAMART, Léa	136.F	81.SEF			20	45:16	46:10	4:36 min/km	12.9 km/h
1203.	14	MALARD,	1067.M	554.SEM			19 US MARQUETTE	45:22	46:11	4:37 min/km	12.9 km/h
1204.	11	LEROY,	1068.M	555.SEM			19	45:09	46:12	4:37 min/km	12.9 km/h
1205.	12	BIDOLET-BO	1069.M	556.SEM			19	45:10	46:12	4:37 min/km	12.9 km/h
1206.	44	DELANGHE,	137.F	82.SEF			20	45:22	46:13	4:37 min/km	12.9 km/h
1207.	15	MOLON,	1070.M	76.M2M			19 PERONNE	45:23	46:14	4:37 min/km	12.9 km/h
1208.	57	DE SMAELE,	1071.M	29.M4M			19	45:25	46:14	4:37 min/km	12.9 km/h
1209.	97	CZERNIAK,	1072.M	126.M0M			19	45:31	46:14	4:37 min/km	12.9 km/h
1210.	19	PERIN,	1073.M	77.M2M			19	45:11	46:16	4:37 min/km	12.9 km/h
1211.	37	CORNETTE	138.F	12.ESF			20	44:31	46:17	4:37 min/km	12.9 km/h
1212.	22	ROBIN,	1074.M	120.ESM			20	44:49	46:17	4:37 min/km	12.9 km/h
1213.	17	VAST, Pierre	1075.M	557.SEM			19	45:32	46:17	4:37 min/km	12.9 km/h
1214.	18	MILLON,	1076.M	127.M0M			19	45:15	46:17	4:37 min/km	12.9 km/h








































5km et 10km de l'Urban Trail de Lille

Résultats 10km - Label National

Pos.	Do	Nom	Sexe	Cat.	Nat.	A	Club	TNet	TBrut	Allure	Vitesse
1215.	22	SIBY, Kalidou	1077.M	42.M3M			19	45:07	46:17	4:37 min/km	12.9 km/h
1216.	18	LEDIEU, Hugo	1078.M	121.ESM			20	45:16	46:18	4:37 min/km	12.9 km/h
1217.	17	DEBRABANT,	1079.M	30.M4M			19	45:13	46:19	4:37 min/km	12.9 km/h
1218.	82	DE	1080.M	558.SEM			20	45:03	46:21	4:38 min/km	12.9 km/h
1219.	15	BRUNET,	1081.M	122.ESM			20	45:37	46:21	4:38 min/km	12.9 km/h
1220.	41	HOUARD,	139.F	83.SEF			20 US	45:22	46:22	4:38 min/km	12.9 km/h
1221.	45	LOTTIAUX,	140.F	16.M1F			19	45:59	46:24	4:38 min/km	12.9 km/h
1222.	12	CATINAUD,	1082.M	123.ESM			20	44:42	46:25	4:38 min/km	12.9 km/h
1223.	35	KAISER,	1083.M	559.SEM			19	45:15	46:25	4:38 min/km	12.9 km/h
1224.	95	VERRYSER,	1084.M	124.ESM			20	43:52	46:25	4:38 min/km	12.9 km/h
1225.	41	LAZURE,	141.F	4.M4F			19 AMICALE DU VAL	45:52	46:25	4:38 min/km	12.9 km/h
1226.	60	PERSYN,	142.F	84.SEF			19	46:10	46:27	4:38 min/km	12.9 km/h
1227.	14	SMEKTALA,	1085.M	560.SEM			20	45:33	46:27	4:38 min/km	12.9 km/h
1228.	12	LEMAIRE,	1086.M	128.M0M			19	45:01	46:28	4:38 min/km	12.9 km/h
1229.	57	MAGNIN,	1087.M	561.SEM			20	44:52	46:28	4:38 min/km	12.9 km/h
1230.	56	CALOONE,	1088.M	69.M1M			19	45:44	46:28	4:38 min/km	12.9 km/h
1231.	64	JACQUART,	1089.M	562.SEM			19	45:43	46:29	4:38 min/km	12.9 km/h
1232.	37	GASSAMA,	143.F	85.SEF			19 S/L AS	45:47	46:30	4:38 min/km	12.9 km/h
1233.	56	MARTIN,	1090.M	563.SEM			19	45:37	46:32	4:39 min/km	12.8 km/h
1234.	96	MANY, Hugo	1091.M	125.ESM			20	45:38	46:32	4:39 min/km	12.8 km/h
1235.	17	BORJA	1092.M	129.M0M			19	46:10	46:37	4:39 min/km	12.8 km/h
1236.	20	COUSTENOB	1093.M	130.M0M			19	45:35	46:37	4:39 min/km	12.8 km/h
1237.	18	BOUEZ, Enzo	1094.M	31.JUM			20	45:49	46:40	4:39 min/km	12.8 km/h
1238.	57	SERRA,	1095.M	43.M3M			19	45:34	46:40	4:39 min/km	12.8 km/h
1239.	99	SABBE,	1096.M	44.M3M			19	45:32	46:41	4:40 min/km	12.8 km/h
1240.	19	LABENNE,	1097.M	131.M0M			19 JOGGING CLUB	45:31	46:42	4:40 min/km	12.8 km/h
1241.	49	RAULT,	1098.M	564.SEM			19	45:45	46:42	4:40 min/km	12.8 km/h
1242.	16	BUSIGNIES,	1099.M	565.SEM			20	45:41	46:42	4:40 min/km	12.8 km/h
1243.	10	HAVARD,	1100.M	566.SEM			19	45:39	46:42	4:40 min/km	12.8 km/h
1244.	40	VAN	144.F	86.SEF			20	45:45	46:43	4:40 min/km	12.8 km/h
1245.	87	RAPHALEN,	1101.M	126.ESM			20	45:41	46:43	4:40 min/km	12.8 km/h
1246.	58	BOUKHCHEM	1102.M	567.SEM			19	44:50	46:44	4:40 min/km	12.8 km/h
1247.	98	GIRAUD,	1103.M	568.SEM			20	45:40	46:45	4:40 min/km	12.8 km/h
1248.	19	HENRY,	1104.M	132.M0M			19	45:15	46:46	4:40 min/km	12.8 km/h
1249.	12	CLEMENT,	1105.M	569.SEM			19	45:43	46:46	4:40 min/km	12.8 km/h
1250.	13	GREMMINGE	1106.M	570.SEM			20	45:43	46:47	4:40 min/km	12.8 km/h
1251.	22	AKAOUI,	1107.M	571.SEM			19	45:21	46:48	4:40 min/km	12.8 km/h
1252.	49	ABI-RACHED,	1108.M	133.M0M			19	45:31	46:48	4:40 min/km	12.8 km/h
1253.	21	LEFEBVRE,	1109.M	70.M1M			19	45:12	46:48	4:40 min/km	12.8 km/h
1254.	19	CASPAR,	1110.M	572.SEM			20	45:47	46:48	4:40 min/km	12.8 km/h
1255.	57	LAURIE,	1111.M	71.M1M			19	45:23	46:49	4:40 min/km	12.8 km/h
1256.	60	MILLER,	145.F	87.SEF			19	45:26	46:49	4:40 min/km	12.8 km/h
1257.	78	JUPPIN, Theo	1112.M	573.SEM			20	45:49	46:50	4:40 min/km	12.8 km/h
1258.	20	SEBIRE,	1113.M	134.M0M			19	45:42	46:51	4:41 min/km	12.8 km/h
1259.	75	ROSSELLE,	1114.M	574.SEM			20	45:50	46:51	4:41 min/km	12.8 km/h



























































































5km et 10km de l'Urban Trail de Lille

Résultats 10km - Label National

Pos.	Do	Nom	Sexe	Cat.	Nat.	A	Club	TNet	TBrut	Allure	Vitesse
1260.	99	LE JUNTER,	1115.M	72.M1M		19		45:55	46:52	4:41 min/km	12.8 km/h
1261.	22	BECCART,	1116.M	135.M0M		19	OSM LOMME	46:16	46:52	4:41 min/km	12.8 km/h
1262.	89	LENTREMY,	1117.M	575.SEM		19		45:42	46:52	4:41 min/km	12.8 km/h
1263.	38	REVER,	146.F	88.SEF		19		46:10	46:53	4:41 min/km	12.7 km/h
1264.	45	CANIONCQ,	147.F	6.M2F		19	AVENIR SOCIAL	46:28	46:54	4:41 min/km	12.7 km/h
1265.	15	ADJOUMANI,	1118.M	5.M6M		19	JOGGING CLUB	45:42	46:54	4:41 min/km	12.7 km/h
1266.	15	SMAGGHE,	1119.M	78.M2M		19		46:02	46:56	4:41 min/km	12.7 km/h
1267.	20	LABITTE,	1120.M	73.M1M		19		46:10	46:56	4:41 min/km	12.7 km/h
1268.	75	MATRINGHE	1121.M	576.SEM		19		45:41	46:57	4:41 min/km	12.7 km/h
1269.	21	MAGNIER,	1122.M	136.M0M		19		46:04	46:58	4:41 min/km	12.7 km/h
1270.	41	VALETTE,	148.F	89.SEF		19		45:52	46:58	4:41 min/km	12.7 km/h
1271.	13	FEDORENKO,	1123.M	137.M0M		19		45:46	46:59	4:41 min/km	12.7 km/h
1272.	39	BRUNIER,	149.F	90.SEF		19		45:56	46:59	4:41 min/km	12.7 km/h
1273.	13	CROIX,	1124.M	138.M0M		19	S/L JEUMONT	46:24	47:00	4:41 min/km	12.7 km/h
1274.	15	SANSON,	1125.M	31.M4M		19		46:23	47:03	4:42 min/km	12.7 km/h
1275.	58	LOURDEL,	1126.M	139.M0M		19		46:08	47:04	4:42 min/km	12.7 km/h
1276.	44	CARRIAS,	150.F	91.SEF		19		46:00	47:04	4:42 min/km	12.7 km/h
1277.	14	MARCHAL,	1127.M	577.SEM		19		45:54	47:05	4:42 min/km	12.7 km/h
1278.	37	BAILLEUL,	151.F	92.SEF		19		45:54	47:05	4:42 min/km	12.7 km/h
1279.	11	MORANT,	1128.M	578.SEM		20		45:49	47:05	4:42 min/km	12.7 km/h
1280.	71	HULOT, Arthur	1129.M	579.SEM		20		46:07	47:06	4:42 min/km	12.7 km/h
1281.	19	SCHNEIDER,	1130.M	74.M1M		19		46:08	47:06	4:42 min/km	12.7 km/h
1282.	13	BAILLIE,	1131.M	45.M3M		19		46:33	47:06	4:42 min/km	12.7 km/h
1283.	21	DELATER,	1132.M	140.M0M		19		46:27	47:07	4:42 min/km	12.7 km/h
1284.	17	DENIZON,	1133.M	46.M3M		19	UNION CAUDRY	46:25	47:07	4:42 min/km	12.7 km/h
1285.	22	COLLIER,	1134.M	79.M2M		19	S/L LEVAL	46:14	47:09	4:42 min/km	12.7 km/h
1286.	56	BOURGOIN,	1135.M	580.SEM		19		46:20	47:11	4:43 min/km	12.7 km/h
1287.	20	MOUKWANN	1136.M	581.SEM		19		46:05	47:11	4:43 min/km	12.7 km/h
1288.	41	DELAMARE,	152.F	93.SEF		20		46:33	47:12	4:43 min/km	12.7 km/h
1289.	13	LITTIERE,	1137.M	75.M1M		19		46:40	47:13	4:43 min/km	12.7 km/h
1290.	16	HOUSSIN,	1138.M	582.SEM		20		45:44	47:13	4:43 min/km	12.7 km/h
1291.	22	FKYERAT,	1139.M	583.SEM		19		46:17	47:13	4:43 min/km	12.7 km/h
1292.	19	GOUT,	1140.M	584.SEM		19		46:11	47:14	4:43 min/km	12.7 km/h
1293.	18	DE SMEDT,	1141.M	47.M3M		19		46:30	47:15	4:43 min/km	12.7 km/h
1294.	21	MULLIEZ	1142.M	32.JUM		20		46:24	47:15	4:43 min/km	12.7 km/h
1295.	85	PELLE,	1143.M	585.SEM		19		46:04	47:15	4:43 min/km	12.6 km/h
1296.	13	DUFLOUX,	1144.M	586.SEM		19		46:13	47:17	4:43 min/km	12.6 km/h
1297.	35	CALIN,	1145.M	32.M4M		19		46:30	47:17	4:43 min/km	12.6 km/h
1298.	42	GIOUX, Olivier	1146.M	80.M2M		19		46:25	47:18	4:43 min/km	12.6 km/h
1299.	15	BERCEZ, Léo	1147.M	127.ESM		20		46:19	47:19	4:43 min/km	12.6 km/h
1300.	41	RENAUDEAU,	153.F	5.M4F		19	PLANETE	46:23	47:19	4:43 min/km	12.6 km/h
1301.	93	TOURNEFIER	1148.M	587.SEM		19		46:50	47:20	4:43 min/km	12.6 km/h
1302.	57	RUFFAT,	1149.M	128.ESM		20		46:35	47:20	4:43 min/km	12.6 km/h
1303.	36	ESCAILLET,	154.F	7.M2F		19	RC ARRAS*	46:30	47:20	4:43 min/km	12.6 km/h
1304.	16	DELECOURT,	1150.M	588.SEM		19		46:13	47:21	4:44 min/km	12.6 km/h

5km et 10km de l'Urban Trail de Lille

Résultats 10km - Label National

Pos.	Do	Nom	Sexe	Cat.	Nat.	A	Club	TNet	TBrut	Allure	Vitesse
1305.	21	GROSJEAN,	1151.M	129.ESM			20	46:07	47:21	4:44 min/km	12.6 km/h
1306.	59	PITAUD,	1152.M	589.SEM			20	46:07	47:21	4:44 min/km	12.6 km/h
1307.	21	DUFLOS,	1153.M	590.SEM			20	46:20	47:22	4:44 min/km	12.6 km/h
1308.	59	DHORDAIN,	1154.M	76.M1M			19	46:31	47:22	4:44 min/km	12.6 km/h
1309.	38	PENVEN,	155.F	94.SEF			19	46:17	47:23	4:44 min/km	12.6 km/h
1310.	18	AMIRY, Yann	1155.M	591.SEM			19	46:45	47:24	4:44 min/km	12.6 km/h
1311.	17	ANCEMOT,	1156.M	592.SEM			19	46:29	47:24	4:44 min/km	12.6 km/h
1312.	36	LUCAS,	156.F	6.M3F			19 ASL RUNNING	46:35	47:25	4:44 min/km	12.6 km/h
1313.	10	MARGERIN,	1157.M	81.M2M			19	46:41	47:25	4:44 min/km	12.6 km/h
1314.	93	VAILLANT,	1158.M	82.M2M			19	46:50	47:26	4:44 min/km	12.6 km/h
1315.	57	MOREAU,	1159.M	593.SEM			19	46:07	47:26	4:44 min/km	12.6 km/h
1316.	16	HILALI,	1160.M	83.M2M			19 AMICALE DU VAL	46:43	47:26	4:44 min/km	12.6 km/h
1317.	36	★ ROSSIGNOL,	157.F	95.SEF			19	46:34	47:28	4:44 min/km	12.6 km/h
1318.	15	BENAMEUR,	1161.M	594.SEM			19	46:25	47:29	4:44 min/km	12.6 km/h
1319.	57	DUQUENOY,	1162.M	595.SEM			20	46:34	47:30	4:44 min/km	12.6 km/h
1320.	40	DUVERGER,	158.F	96.SEF			19 US	46:15	47:31	4:45 min/km	12.6 km/h
1321.	20	LENGAIGNE-	1163.M	130.ESM			20	46:45	47:32	4:45 min/km	12.6 km/h
1322.	16	TRISTANT,	1164.M	596.SEM			19	46:02	47:32	4:45 min/km	12.6 km/h
1323.	38	REMY, Emilie	159.F	8.M2F			19 AC NOYON	46:44	47:33	4:45 min/km	12.6 km/h
1324.	16	DELEMAR,	1165.M	597.SEM			19	46:03	47:35	4:45 min/km	12.6 km/h
1325.	42	PUECH,	160.F	97.SEF			20	46:38	47:36	4:45 min/km	12.6 km/h
1326.	41	ABELLEYT,	1166.M	598.SEM			19 PHALEMPIN AC	46:52	47:37	4:45 min/km	12.6 km/h
1327.	70	HENNION,	1167.M	141.M0M			19	46:44	47:37	4:45 min/km	12.6 km/h
1328.	22	DIVE, Martin	1168.M	599.SEM			19	46:35	47:39	4:45 min/km	12.5 km/h
1329.	16	JACQUET,	1169.M	600.SEM			20	46:38	47:40	4:45 min/km	12.5 km/h
1330.	14	SABARLY,	1170.M	142.M0M			19	46:26	47:40	4:45 min/km	12.5 km/h
1331.	22	BOCQUET,	1171.M	143.M0M			19	46:37	47:41	4:46 min/km	12.5 km/h
1332.	45	TEBOUL,	161.F	98.SEF			19	45:57	47:42	4:46 min/km	12.5 km/h
1333.	22	BAILLEUL,	1172.M	77.M1M			19	45:57	47:42	4:46 min/km	12.5 km/h
1334.	14	MESGHOUNI,	1173.M	33.M4M			19	46:50	47:43	4:46 min/km	12.5 km/h
1335.	52	BRAULT,	1174.M	601.SEM			20	46:19	47:43	4:46 min/km	12.5 km/h
1336.	15	LAURENT,	1175.M	144.M0M			19	46:18	47:43	4:46 min/km	12.5 km/h
1337.	10	DZIERZEK,	1176.M	602.SEM			19	46:38	47:44	4:46 min/km	12.5 km/h
1338.	39	PIGNON,	162.F	99.SEF			20	46:04	47:45	4:46 min/km	12.5 km/h
1339.	21	BOUGET,	1177.M	603.SEM			20	46:33	47:45	4:46 min/km	12.5 km/h
1340.	40	BORUSZEWS	163.F	5.JUF			20	47:08	47:46	4:46 min/km	12.5 km/h
1341.	47	NIZART,	1178.M	131.ESM			20	46:15	47:46	4:46 min/km	12.5 km/h
1342.	40	PUCHAUX,	164.F	1.M5F			19 S/L ASG GAUCHY	46:57	47:46	4:46 min/km	12.5 km/h
1343.	44	DALLE,	165.F	100.SEF			20	46:43	47:46	4:46 min/km	12.5 km/h
1344.	40	LAGRANGE	166.F	7.M3F			19 S/L ASG GAUCHY	46:57	47:46	4:46 min/km	12.5 km/h
1345.	10	PERON,	1179.M	604.SEM			20	46:32	47:47	4:46 min/km	12.5 km/h
1346.	10	TINCHON,	1180.M	605.SEM			20	46:31	47:47	4:46 min/km	12.5 km/h
1347.	17	SMAHO,	1181.M	34.M4M			19	46:57	47:48	4:46 min/km	12.5 km/h
1348.	60	GARNIER,	1182.M	606.SEM			20	46:48	47:48	4:46 min/km	12.5 km/h
1349.	10	ROUSSEL,	1183.M	132.ESM			20	45:02	47:48	4:46 min/km	12.5 km/h





5km et 10km de l'Urban Trail de Lille

Résultats 10km - Label National

Pos.	Do	Nom	Sexe	Cat.	Nat.	A	Club	TNet	TBrut	Allure	Vitesse
1350.	20	DELSARTE,	1184.M	607.SEM			19	46:34	47:50	4:46 min/km	12.5 km/h
1351.	92	MANAVIT,	1185.M	84.M2M			19	46:42	47:50	4:46 min/km	12.5 km/h
1352.	40	HOURDOUILL	1186.M	145.M0M			19	46:51	47:50	4:46 min/km	12.5 km/h
1353.	14	BAILLIN, Jean	1187.M	608.SEM			20	46:57	47:51	4:47 min/km	12.5 km/h
1354.	38	HERVÉ,	167.F	101.SEF			20	46:38	47:51	4:47 min/km	12.5 km/h
1355.	37	CHORRO,	168.F	17.M1F			19 US	46:53	47:51	4:47 min/km	12.5 km/h
1356.	56	SAGOT,	1188.M	609.SEM			19	46:28	47:52	4:47 min/km	12.5 km/h
1357.	91	MORTREUX,	1189.M	78.M1M			19	46:57	47:53	4:47 min/km	12.5 km/h
1358.	42	FAILLE,	169.F	102.SEF			19	46:41	47:54	4:47 min/km	12.5 km/h
1359.	11	CORNET,	1190.M	610.SEM			19	46:25	47:54	4:47 min/km	12.5 km/h
1360.	60	ARLON,	170.F	13.M0F			19	47:07	47:55	4:47 min/km	12.5 km/h
1361.	18	VALETTE,	1191.M	611.SEM			19	46:36	47:55	4:47 min/km	12.5 km/h
1362.	86	BEHAGUE,	1192.M	612.SEM			19	46:58	47:55	4:47 min/km	12.5 km/h
1363.	56	ALEXANDRE,	1193.M	146.M0M			19	46:10	47:56	4:47 min/km	12.5 km/h
1364.	13	BIGNONNEA	1194.M	613.SEM			19	46:21	47:57	4:47 min/km	12.5 km/h
1365.	14	CAMIADE,	1195.M	33.JUM			20	46:49	47:57	4:47 min/km	12.5 km/h
1366.	40	SIX, Olivier	1196.M	79.M1M			19	46:37	47:58	4:47 min/km	12.5 km/h
1367.	18	DEWAVRIN,	1197.M	614.SEM			19	46:54	48:00	4:47 min/km	12.5 km/h
1368.	19	LEURENT,	1198.M	615.SEM			19	46:54	48:01	4:48 min/km	12.4 km/h
1369.	15	LECOMTE,	1199.M	616.SEM			20	44:50	48:02	4:48 min/km	12.4 km/h
1370.	37	VANBREMEE	171.F	14.M0F			19	46:36	48:03	4:48 min/km	12.4 km/h
1371.	72	LENGLET,	1200.M	80.M1M			19	47:10	48:03	4:48 min/km	12.4 km/h
1372.	45	JASEMIN,	172.F	103.SEF			19	47:09	48:03	4:48 min/km	12.4 km/h
1373.	21	DE ROSNY,	1201.M	617.SEM			19	46:33	48:05	4:48 min/km	12.4 km/h
1374.	54	MOORE,	1202.M	618.SEM			19	46:30	48:06	4:48 min/km	12.4 km/h
1375.	16	LEFEVRE,	1203.M	81.M1M			19 RONCHIN	46:58	48:07	4:48 min/km	12.4 km/h
1376.	60	KRANTSCHE	173.F	104.SEF			19	47:08	48:07	4:48 min/km	12.4 km/h
1377.	45	MARIE,	174.F	105.SEF			20	46:36	48:07	4:48 min/km	12.4 km/h
1378.	85	FOULARD,	1204.M	619.SEM			19	46:48	48:07	4:48 min/km	12.4 km/h
1379.	17	THUMEREL,	1205.M	620.SEM			19	46:37	48:07	4:48 min/km	12.4 km/h
1380.	68	LEBEAUX,	1206.M	48.M3M			19 S/L AC	47:00	48:09	4:48 min/km	12.4 km/h
1381.	11	FICHELE,	1207.M	621.SEM			20 GAYANT	47:22	48:09	4:48 min/km	12.4 km/h
1382.	22	MAGNIER,	1208.M	622.SEM			19	46:41	48:10	4:48 min/km	12.4 km/h
1383.	83	BOUABDALLA	1209.M	623.SEM			19	47:13	48:11	4:49 min/km	12.4 km/h
1384.	74	BRETEAU,	1210.M	624.SEM			19	47:25	48:11	4:49 min/km	12.4 km/h
1385.	44	CHAMOULAU	175.F	106.SEF			19	47:27	48:11	4:49 min/km	12.4 km/h
1386.	42	LAUBRY, Julie	176.F	107.SEF			19 US	47:14	48:12	4:49 min/km	12.4 km/h
1387.	42	MORTELETT	177.F	18.M1F			19 US	47:14	48:12	4:49 min/km	12.4 km/h
1388.	11	ROUBLIQUE,	1211.M	625.SEM			19	47:09	48:13	4:49 min/km	12.4 km/h
1389.	10	SIMOENS,	1212.M	82.M1M			19	47:13	48:13	4:49 min/km	12.4 km/h
1390.	56	MILLE,	1213.M	626.SEM			19	46:59	48:16	4:49 min/km	12.4 km/h
1391.	18	LINSOLAS,	1214.M	85.M2M			19 ATHLETISME	47:19	48:16	4:49 min/km	12.4 km/h
1392.	14	CAVERNE,	1215.M	627.SEM			19	47:02	48:17	4:49 min/km	12.4 km/h
1393.	85	VAN DE	1216.M	147.M0M			19	47:39	48:17	4:49 min/km	12.4 km/h
1394.	11	MEREAU,	1217.M	628.SEM			19	47:19	48:18	4:49 min/km	12.4 km/h

































































5km et 10km de l'Urban Trail de Lille

Résultats 10km - Label National

Pos.	Do	Nom	Sexe	Cat.	Nat.	A	Club	TNet	TBrut	Allure	Vitesse	
1395.	20	TOULOTTE,	1218.M	14.CAM			20	46:31	48:18	4:49 min/km	12.4 km/h	
1396.	16	GODIN, Xavier	1219.M	86.M2M			19	47:41	48:18	4:49 min/km	12.4 km/h	
1397.	20	FOUANT,	1220.M	133.ESM			20	46:58	48:19	4:49 min/km	12.4 km/h	
1398.	10	LEPRETRE,	1221.M	148.M0M			19	47:12	48:19	4:49 min/km	12.4 km/h	
1399.	18	HEQUET,	1222.M	83.M1M			19	47:06	48:20	4:49 min/km	12.4 km/h	
1400.	85	VERZEAUX,	1223.M	134.ESM			20	47:16	48:20	4:49 min/km	12.4 km/h	
1401.	57	BEKIR, Uzun	1224.M	629.SEM			19	47:16	48:21	4:50 min/km	12.4 km/h	
1402.	22	JUPIN,	1225.M	84.M1M			19	S/L LEVAL	47:27	48:22	4:50 min/km	12.4 km/h
1403.	17	GUERIN,	1226.M	630.SEM			19	46:44	48:23	4:50 min/km	12.4 km/h	
1404.	18	MALFAIT,	1227.M	85.M1M			19	47:38	48:24	4:50 min/km	12.3 km/h	
1405.	65	BOUCHE,	1228.M	631.SEM			20	47:10	48:25	4:50 min/km	12.3 km/h	
1406.	38	BREEM,	1229.M	87.M2M			19	47:03	48:26	4:50 min/km	12.3 km/h	
1407.	19	PERIN, Basile	1230.M	149.M0M			19	47:21	48:26	4:50 min/km	12.3 km/h	
1408.	17	SOETEMOND	1231.M	632.SEM			19	47:11	48:27	4:50 min/km	12.3 km/h	
1409.	22	DANCOINE,	1232.M	633.SEM			19	46:51	48:28	4:50 min/km	12.3 km/h	
1410.	37	BLANCKE,	1233.M	35.M4M			19	47:23	48:29	4:50 min/km	12.3 km/h	
1411.	44	TAVARES,	1234.M	150.M0M			19	47:26	48:29	4:50 min/km	12.3 km/h	
1412.	22	JARRY, Teva	1235.M	634.SEM			20	47:02	48:30	4:50 min/km	12.3 km/h	
1413.	41	SAUNIER,	178.F	13.ESF			20	47:16	48:30	4:50 min/km	12.3 km/h	
1414.	83	TANNEAU,	1236.M	135.ESM			20	47:27	48:31	4:51 min/km	12.3 km/h	
1415.	16	VANTREPOT	1237.M	635.SEM			19	47:26	48:31	4:51 min/km	12.3 km/h	
1416.	37	ERARD,	179.F	108.SEF			20	47:26	48:31	4:51 min/km	12.3 km/h	
1417.	11	COSTA,	1238.M	151.M0M			19	47:20	48:31	4:51 min/km	12.3 km/h	
1418.	43	LENGRAND,	180.F	9.M2F			19	S/L LEVAL	47:37	48:32	4:51 min/km	12.3 km/h
1419.	49	FLECHER,	1239.M	636.SEM			19	47:38	48:32	4:51 min/km	12.3 km/h	
1420.	41	CACHEUX,	181.F	109.SEF			20	47:33	48:34	4:51 min/km	12.3 km/h	
1421.	85	TOURBIER,	1240.M	637.SEM			19	47:21	48:34	4:51 min/km	12.3 km/h	
1422.	45	CARTA, Marie	182.F	110.SEF			19	AS RAISMES	47:21	48:37	4:51 min/km	12.3 km/h
1423.	44	STIENNE,	183.F	15.M0F			19	47:24	48:37	4:51 min/km	12.3 km/h	
1424.	38	BOULANGER,	184.F	10.M2F			19	COURIR A	47:47	48:37	4:51 min/km	12.3 km/h
1425.	16	THOLLIEZ,	1241.M	6.M6M			19	47:23	48:38	4:51 min/km	12.3 km/h	
1426.	56	VALARD,	1242.M	638.SEM			20	47:27	48:41	4:52 min/km	12.3 km/h	
1427.	57	MAILLARD,	1243.M	639.SEM			20	47:34	48:41	4:52 min/km	12.3 km/h	
1428.	18	TRISTANT,	1244.M	36.M4M			19	47:13	48:42	4:52 min/km	12.3 km/h	
1429.	22	HENEMAN,	1245.M	34.JUM			20	47:45	48:42	4:52 min/km	12.3 km/h	
1430.	43	PRÉVOST,	185.F	111.SEF			19	47:44	48:43	4:52 min/km	12.3 km/h	
1431.	60	GAIGNEUR,	1246.M	49.M3M			19	ALL TRACKS	47:23	48:44	4:52 min/km	12.3 km/h
1432.	17	FIERS, Régis	1247.M	7.M6M			19	RC DE LENS	48:06	48:44	4:52 min/km	12.3 km/h
1433.	74	AZAMBRE,	1248.M	640.SEM			20	S/L LEVAL	47:23	48:44	4:52 min/km	12.3 km/h
1434.	15	CREPEL,	1249.M	641.SEM			19	47:33	48:45	4:52 min/km	12.3 km/h	
1435.	45	ZAJAC, Laurie	186.F	112.SEF			20	S/L ASPTT	47:23	48:45	4:52 min/km	12.3 km/h
1436.	88	VILLANI,	1250.M	152.M0M			19	47:20	48:46	4:52 min/km	12.3 km/h	
1437.	42	PLACE, Cindy	187.F	8.M3F			19	S/L AC	47:23	48:46	4:52 min/km	12.3 km/h
1438.	39	MONTPIED,	188.F	113.SEF			19	47:34	48:46	4:52 min/km	12.3 km/h	
1439.	45	DAUSSE,	1251.M	86.M1M			19	46:59	48:46	4:52 min/km	12.3 km/h	



5km et 10km de l'Urban Trail de Lille

Résultats 10km - Label National

Pos.	Do	Nom	Sexe	Cat.	Nat.	A	Club	TNet	TBrut	Allure	Vitesse	
1440.	42	MOTHIRON,	189.F	19.M1F			19	47:38	48:48	4:52 min/km	12.2 km/h	
1441.	20	FAIT, Vincent	1252.M	642.SEM			19	48:13	48:49	4:52 min/km	12.2 km/h	
1442.	42	BERKANI,	190.F	16.M0F			19	S/L LOOS	47:46	48:49	4:52 min/km	12.2 km/h
1443.	13	SACEPE, Axel	1253.M	643.SEM			19	47:34	48:50	4:52 min/km	12.2 km/h	
1444.	21	BARRET,	1254.M	644.SEM			19	46:46	48:51	4:53 min/km	12.2 km/h	
1445.	40	DELFOUR,	191.F	114.SEF			19	47:41	48:51	4:53 min/km	12.2 km/h	
1446.	20	GRZESIAK,	1255.M	645.SEM			19	47:17	48:53	4:53 min/km	12.2 km/h	
1447.	60	ROLIN,	192.F	115.SEF			19	47:35	48:53	4:53 min/km	12.2 km/h	
1448.	80	DAVID,	1256.M	646.SEM			19	47:18	48:54	4:53 min/km	12.2 km/h	
1449.	15	GAILLARD,	1257.M	647.SEM			19	46:50	48:56	4:53 min/km	12.2 km/h	
1450.	18	LE DÛ, Erwan	1258.M	88.M2M			19	CLLL	47:59	48:57	4:53 min/km	12.2 km/h
1451.	37	DEJONGHE,	193.F	14.ESF			20	47:53	48:58	4:53 min/km	12.2 km/h	
1452.	82	CLOAREC,	1259.M	648.SEM			19	48:31	48:58	4:53 min/km	12.2 km/h	
1453.	19	REYNAERT,	1260.M	37.M4M			19	47:54	48:59	4:53 min/km	12.2 km/h	
1454.	12	THEETEN,	1261.M	649.SEM			19	LE CLUB	47:55	48:59	4:53 min/km	12.2 km/h
1455.	40	PALADE,	194.F	116.SEF			20	48:06	49:00	4:53 min/km	12.2 km/h	
1456.	15	CAUCHOIS,	1262.M	650.SEM			20	ATHLETISME	47:55	49:01	4:54 min/km	12.2 km/h
1457.	38	SANTERNE,	1263.M	89.M2M			19	48:35	49:01	4:54 min/km	12.2 km/h	
1458.	85	PROVAUX,	1264.M	136.ESM			20	47:30	49:02	4:54 min/km	12.2 km/h	
1459.	21	NOIROT-COS	1265.M	87.M1M			19	48:52	49:04	4:54 min/km	12.2 km/h	
1460.	13	DEMADE,	1266.M	90.M2M			19	47:47	49:04	4:54 min/km	12.2 km/h	
1461.	18	DEL POZO,	1267.M	137.ESM			20	47:41	49:05	4:54 min/km	12.2 km/h	
1462.	17	DEWAELE,	1268.M	651.SEM			19	47:47	49:05	4:54 min/km	12.2 km/h	
1463.	45	GRASS,	195.F	15.ESF			20	47:42	49:06	4:54 min/km	12.2 km/h	
1464.	41	PARGNEAUX,	196.F	16.ESF			20	47:45	49:06	4:54 min/km	12.2 km/h	
1465.	42	GUYOT, Alice	197.F	117.SEF			20	48:26	49:07	4:54 min/km	12.2 km/h	
1466.	14	DUNEZ,	1269.M	652.SEM			19	COURIR A	48:15	49:07	4:54 min/km	12.2 km/h
1467.	66	LARUE,	1270.M	653.SEM			20	ALENCON	48:18	49:08	4:54 min/km	12.2 km/h
1468.	37	FOUBE,	1271.M	38.M4M			19	US MARQUETTE	48:12	49:08	4:54 min/km	12.2 km/h
1469.	36	MOULIN,	198.F	20.M1F			19	PLANETE	48:13	49:08	4:54 min/km	12.2 km/h
1470.	57	BRUNEEL,	1272.M	50.M3M			19	47:50	49:09	4:54 min/km	12.2 km/h	
1471.	45	ACHIBA,	199.F	17.M0F			19	49:09	49:09	4:54 min/km	12.2 km/h	
1472.	40	PRUVOST,	200.F	11.M2F			19	RC ARRAS*	48:12	49:09	4:54 min/km	12.2 km/h
1473.	43	LE FLOHIC,	201.F	118.SEF			19	47:52	49:09	4:54 min/km	12.2 km/h	
1474.	78	DAMERY,	1273.M	654.SEM			19	47:52	49:09	4:54 min/km	12.2 km/h	
1475.	36	LEONARD,	202.F	2.M5F			19	CSCV HIRSON	48:43	49:11	4:55 min/km	12.2 km/h
1476.	20	PUCHOIS,	1274.M	655.SEM			19	48:36	49:11	4:55 min/km	12.2 km/h	
1477.	43	DESSEAUX,	203.F	119.SEF			20	47:50	49:11	4:55 min/km	12.1 km/h	
1478.	56	POLVECHE,	1275.M	656.SEM			19	48:05	49:11	4:55 min/km	12.1 km/h	
1479.	78	WAHL, Hugo	1276.M	657.SEM			20	48:09	49:12	4:55 min/km	12.1 km/h	
1480.	13	DEWYS,	1277.M	658.SEM			19	48:04	49:13	4:55 min/km	12.1 km/h	
1481.	38	DENOYELLE,	204.F	120.SEF			20	US MARQUETTE	48:19	49:14	4:55 min/km	12.1 km/h
1482.	17	CASSE	1278.M	138.ESM			20	48:13	49:14	4:55 min/km	12.1 km/h	
1483.	43	DUVAL,	205.F	3.M5F			19	RC ARRAS*	47:59	49:14	4:55 min/km	12.1 km/h
1484.	23	LE	1279.M	659.SEM			20	47:57	49:16	4:55 min/km	12.1 km/h	

5km et 10km de l'Urban Trail de Lille

Résultats 10km - Label National

Pos.	Do	Nom	Sexe	Cat.	Nat.	A	Club	TNet	TBrut	Allure	Vitesse
1485.	73	CAILLIAUX,	1280.M	51.M3M		19		49:17	49:17	4:55 min/km	12.1 km/h
1486.	14	THOMAS,	1281.M	139.ESM		20		47:11	49:17	4:55 min/km	12.1 km/h
1487.	45	TANGUY,	206.F	18.M0F		19		48:15	49:18	4:55 min/km	12.1 km/h
1488.	17	IMBRECKX,	1282.M	660.SEM		19		47:57	49:18	4:55 min/km	12.1 km/h
1489.	14	IBRAHIM,	1283.M	661.SEM		19		47:58	49:19	4:55 min/km	12.1 km/h
1490.	12	CLAVERO,	1284.M	140.ESM		20		48:19	49:20	4:55 min/km	12.1 km/h
1491.	15	HUYGHE,	1285.M	91.M2M		19	ATHLETISME	47:43	49:20	4:55 min/km	12.1 km/h
1492.	20	BONTE,	1286.M	662.SEM		19		48:09	49:21	4:56 min/km	12.1 km/h
1493.	39	HOUSSIAU,	207.F	121.SEF		19		48:18	49:21	4:56 min/km	12.1 km/h
1494.	41	BULCKAEN,	208.F	19.M0F		19	LAMBERSART	48:08	49:21	4:56 min/km	12.1 km/h
1495.	19	SIOMBOING,	1287.M	15.CAM		20		48:20	49:23	4:56 min/km	12.1 km/h
1496.	21	BARRET,	1288.M	141.ESM		20		47:14	49:24	4:56 min/km	12.1 km/h
1497.	10	CRUARD,	1289.M	663.SEM		19		48:13	49:24	4:56 min/km	12.1 km/h
1498.	36	HANQUART,	209.F	122.SEF		20	S/L MARPENT	48:11	49:27	4:56 min/km	12.1 km/h
1499.	12	MARGUERITT	1290.M	142.ESM		20		47:55	49:28	4:56 min/km	12.1 km/h
1500.	18	LECLERCQ,	1291.M	52.M3M		19	US	47:56	49:28	4:56 min/km	12.1 km/h
1501.	76	MULLIEZ,	1292.M	153.M0M		19		48:32	49:29	4:56 min/km	12.1 km/h
1502.	37	MULLIEZ,	210.F	20.M0F		19		48:33	49:29	4:56 min/km	12.1 km/h
1503.	36	LECOMTE,	211.F	12.M2F		19		48:24	49:30	4:56 min/km	12.1 km/h
1504.	55	DEGREMONT	1293.M	92.M2M		19		48:24	49:30	4:56 min/km	12.1 km/h
1505.	13	FAVIER,	1294.M	8.M6M		19		47:55	49:32	4:57 min/km	12.1 km/h
1506.	38	VASSELLE,	212.F	21.M0F		19		48:50	49:33	4:57 min/km	12.1 km/h
1507.	56	BOITAUX,	1295.M	88.M1M		19		48:27	49:33	4:57 min/km	12.1 km/h
1508.	10	LAMONNIER,	1296.M	664.SEM		19		47:57	49:34	4:57 min/km	12.1 km/h
1509.	21	MAILLY, Enzo	1297.M	665.SEM		19		48:05	49:34	4:57 min/km	12.1 km/h
1510.	14	DUGUE,	1298.M	143.ESM		20		48:03	49:35	4:57 min/km	12.1 km/h
1511.	42	LEGRAND,	213.F	13.M2F		19		48:41	49:36	4:57 min/km	12.0 km/h
1512.	16	DEHONGHER	1299.M	666.SEM		20		48:06	49:36	4:57 min/km	12.0 km/h
1513.	12	TORRES,	1300.M	144.ESM		20		48:03	49:36	4:57 min/km	12.0 km/h
1514.	11	DUTRIAUX,	1301.M	39.M4M		19		48:29	49:37	4:57 min/km	12.0 km/h
1515.	39	VARENNEs,	214.F	123.SEF		19		48:14	49:37	4:57 min/km	12.0 km/h
1516.	43	TANA, Chloé	215.F	124.SEF		19		48:20	49:39	4:57 min/km	12.0 km/h
1517.	19	CROCHERIE,	1302.M	667.SEM		19		48:20	49:39	4:57 min/km	12.0 km/h
1518.	56	AUVIN,	1303.M	154.M0M		19		48:23	49:40	4:57 min/km	12.0 km/h
1519.	56	VASSEUR,	1304.M	668.SEM		19		48:12	49:40	4:57 min/km	12.0 km/h
1520.	56	DECONINCK,	1305.M	669.SEM		19		48:14	49:41	4:58 min/km	12.0 km/h
1521.	22	LHOTELLIER,	1306.M	670.SEM		19		48:13	49:41	4:58 min/km	12.0 km/h
1522.	16	MILLAURIAUX	1307.M	671.SEM		19		49:01	49:43	4:58 min/km	12.0 km/h
1523.	41	VANDECAND	216.F	125.SEF		19		48:33	49:43	4:58 min/km	12.0 km/h
1524.	22	HOUGUET,	1308.M	672.SEM		19		48:08	49:44	4:58 min/km	12.0 km/h
1525.	37	DEVILLERS,	217.F	126.SEF		19	RC ARRAS*	48:37	49:44	4:58 min/km	12.0 km/h
1526.	13	DUJARDIN,	1309.M	673.SEM		20	RONCHIN	48:16	49:45	4:58 min/km	12.0 km/h
1527.	57	LESCIEUX,	1310.M	674.SEM		20		48:15	49:45	4:58 min/km	12.0 km/h
1528.	57	DUTHES,	1311.M	675.SEM		19		48:49	49:45	4:58 min/km	12.0 km/h
1529.	42	BENRAMDAN	1312.M	155.M0M		19		48:26	49:45	4:58 min/km	12.0 km/h



























































































5km et 10km de l'Urban Trail de Lille

Résultats 10km - Label National

Pos.	Do	Nom	Sexe	Cat.	Nat.	A	Club	TNet	TBrut	Allure	Vitesse
1530.	15	BERKAINE,	1313.M	53.M3M		19		49:07	49:45	4:58 min/km	12.0 km/h
1531.	45	HERROU,	218.F	9.M3F		19		49:12	49:46	4:58 min/km	12.0 km/h
1532.	40	AYMES,	1314.M	156.M0M		19	S/L FECHAIN	48:12	49:47	4:58 min/km	12.0 km/h
1533.	11	SIX, Louis	1315.M	676.SEM		20	S/L LILLE UC	48:21	49:48	4:58 min/km	12.0 km/h
1534.	12	BELLUYE,	1316.M	54.M3M		19	RUN'IN CLUB	49:14	49:48	4:58 min/km	12.0 km/h
1535.	37	SCHRAEN,	219.F	127.SEF		19		49:14	49:48	4:58 min/km	12.0 km/h
1536.	13	DEFAMIE,	1317.M	9.M6M		19		48:45	49:49	4:58 min/km	12.0 km/h
1537.	41	GROEN,	1318.M	677.SEM		19		48:17	49:52	4:59 min/km	12.0 km/h
1538.	74	LOOSES,	1319.M	157.M0M		19		48:36	49:52	4:59 min/km	12.0 km/h
1539.	51	DUBOIS, Gaël	1320.M	678.SEM		19		48:29	49:53	4:59 min/km	12.0 km/h
1540.	15	MARCUZ,	1321.M	1.M7M		19	METROPOLE	48:50	49:54	4:59 min/km	12.0 km/h
1541.	17	FASQUEL,	1322.M	679.SEM		19		48:10	49:55	4:59 min/km	12.0 km/h
1542.	44	BOSQUET,	220.F	128.SEF		19		48:28	49:55	4:59 min/km	12.0 km/h
1543.	17	GEDDA, Paul	1323.M	680.SEM		19		48:10	49:55	4:59 min/km	12.0 km/h
1544.	10	PACHOLSKI,	1324.M	158.M0M		19		48:48	49:55	4:59 min/km	12.0 km/h
1545.	21	DEMADE,	1325.M	145.ESM		20		48:34	49:56	4:59 min/km	12.0 km/h
1546.	63	NUSS, Jules	1326.M	146.ESM		20		48:16	49:56	4:59 min/km	12.0 km/h
1547.	22	LEROY, Théo	1327.M	681.SEM		20		49:01	49:56	4:59 min/km	12.0 km/h
1548.	22	HUCHELOUP,	1328.M	682.SEM		19		48:19	49:57	4:59 min/km	12.0 km/h
1549.	11	LE CLOIREC,	1329.M	89.M1M		19		49:32	49:57	4:59 min/km	12.0 km/h
1550.	84	SAVARY,	1330.M	159.M0M		19		48:40	49:59	4:59 min/km	12.0 km/h
1551.	37	DE	221.F	17.ESF		20		48:37	50:00	4:59 min/km	12.0 km/h
1552.	17	BALAYE,	1331.M	93.M2M		19		48:29	50:02	5:00 min/km	11.9 km/h
1553.	21	BOUKENNAT,	1332.M	683.SEM		19		48:28	50:03	5:00 min/km	11.9 km/h
1554.	12	FLAMENT,	1333.M	55.M3M		19		48:06	50:04	5:00 min/km	11.9 km/h
1555.	21	BARBOTIN,	1334.M	684.SEM		20		48:00	50:04	5:00 min/km	11.9 km/h
1556.	41	HERRENG,	222.F	129.SEF		19		48:40	50:04	5:00 min/km	11.9 km/h
1557.	60	DIVE, Louise	223.F	18.ESF		20		49:00	50:05	5:00 min/km	11.9 km/h
1558.	19	HALLYNCK,	1335.M	685.SEM		19		48:26	50:05	5:00 min/km	11.9 km/h
1559.	70	DELACROIX,	1336.M	686.SEM		19		49:05	50:05	5:00 min/km	11.9 km/h
1560.	14	LEFEBVRE,	1337.M	94.M2M		19		48:28	50:07	5:00 min/km	11.9 km/h
1561.	18	NOEL, Octave	1338.M	687.SEM		20		48:36	50:07	5:00 min/km	11.9 km/h
1562.	15	DAMPERONT,	1339.M	688.SEM		19		48:26	50:07	5:00 min/km	11.9 km/h
1563.	39	DELECROIX,	224.F	130.SEF		19		48:37	50:07	5:00 min/km	11.9 km/h
1564.	37	DEPLAET,	225.F	10.M3F		19	RUN'IN CLUB	48:54	50:08	5:00 min/km	11.9 km/h
1565.	89	FIEVET,	1340.M	689.SEM		19		48:57	50:09	5:00 min/km	11.9 km/h
1566.	10	SIMON,	1341.M	690.SEM		20		48:50	50:10	5:00 min/km	11.9 km/h
1567.	10	RICHARD,	1342.M	147.ESM		20		47:27	50:11	5:01 min/km	11.9 km/h
1568.	12	HAELEWYCK,	1343.M	160.M0M		19		49:09	50:12	5:01 min/km	11.9 km/h
1569.	43	WOZNIAK,	226.F	131.SEF		19		49:03	50:12	5:01 min/km	11.9 km/h
1570.	56	DENARCY,	1344.M	148.ESM		20		49:33	50:13	5:01 min/km	11.9 km/h
1571.	44	WACKENIER,	227.F	132.SEF		20	S/L LILLE UC	48:47	50:14	5:01 min/km	11.9 km/h
1572.	72	WOJCIECHO	1345.M	95.M2M		19		49:28	50:14	5:01 min/km	11.9 km/h
1573.	37	BRETAUDEA	228.F	133.SEF		19		48:19	50:14	5:01 min/km	11.9 km/h
1574.	63	PEZIN, Remy	1346.M	40.M4M		19		49:33	50:14	5:01 min/km	11.9 km/h



























































































5km et 10km de l'Urban Trail de Lille

Résultats 10km - Label National

Pos.	Do	Nom	Sexe	Cat.	Nat.	A	Club	TNet	TBrut	Allure	Vitesse	
1575.	14	LORIOT, Louis	1347.M	691.SEM			19	49:05	50:17	5:01 min/km	11.9 km/h	
1576.	56	DUCHEMIN,	1348.M	90.M1M			19	48:42	50:17	5:01 min/km	11.9 km/h	
1577.	60	FOURREAU,	229.F	134.SEF			19	48:29	50:18	5:01 min/km	11.9 km/h	
1578.	80	LEMAIRE,	1349.M	692.SEM			20	SPN VERNON*	49:22	50:19	5:01 min/km	11.9 km/h
1579.	42	DERUEZ,	230.F	135.SEF			20		49:14	50:20	5:01 min/km	11.9 km/h
1580.	21	MAROTTE,	1350.M	693.SEM			19		47:44	50:22	5:02 min/km	11.9 km/h
1581.	19	MAHLMANN,	1351.M	694.SEM			19		49:12	50:22	5:02 min/km	11.9 km/h
1582.	82	GLUSKO,	1352.M	91.M1M			19		49:29	50:22	5:02 min/km	11.9 km/h
1583.	45	HAMOUR,	231.F	136.SEF			19		48:52	50:23	5:02 min/km	11.9 km/h
1584.	37	REGHEM,	232.F	11.M3F			19	S/L JOGGING ET	48:54	50:23	5:02 min/km	11.9 km/h
1585.	19	PERIN,	1353.M	92.M1M			19		49:19	50:23	5:02 min/km	11.9 km/h
1586.	15	BOUCHEZ,	1354.M	41.M4M			19		49:05	50:24	5:02 min/km	11.9 km/h
1587.	38	MILLEVILLE,	233.F	14.M2F			19	S/L AC	49:31	50:24	5:02 min/km	11.9 km/h
1588.	60	LAMY,	234.F	6.M4F			19		49:05	50:24	5:02 min/km	11.9 km/h
1589.	57	RAOUL,	1355.M	56.M3M			19		49:05	50:25	5:02 min/km	11.9 km/h
1590.	92	MAHIEU,	1356.M	149.ESM			20		47:40	50:25	5:02 min/km	11.9 km/h
1591.	83	RINGUET,	1357.M	96.M2M			19		48:50	50:25	5:02 min/km	11.9 km/h
1592.	22	MONTROEUL,	1358.M	695.SEM			19		48:06	50:26	5:02 min/km	11.9 km/h
1593.	39	MONIER,	235.F	137.SEF			19		49:14	50:26	5:02 min/km	11.8 km/h
1594.	39	GUERNEZ,	236.F	138.SEF			20		49:08	50:26	5:02 min/km	11.8 km/h
1595.	12	DUBEDOUT,	1359.M	696.SEM			20		49:34	50:29	5:02 min/km	11.8 km/h
1596.	37	CHRISTEN,	237.F	139.SEF			19	US JOIGNY	49:29	50:29	5:02 min/km	11.8 km/h
1597.	56	BARROIS,	1360.M	697.SEM			19		49:03	50:30	5:02 min/km	11.8 km/h
1598.	37	BROUTIN,	238.F	140.SEF			19		49:03	50:30	5:02 min/km	11.8 km/h
1599.	43	ARTISIEN,	239.F	141.SEF			19		49:07	50:32	5:03 min/km	11.8 km/h
1600.	43	DURIEUX,	240.F	22.M0F			19		49:18	50:32	5:03 min/km	11.8 km/h
1601.	18	COSSART,	1361.M	698.SEM			19		48:39	50:34	5:03 min/km	11.8 km/h
1602.	18	DELESALLE,	1362.M	57.M3M			19		49:16	50:34	5:03 min/km	11.8 km/h
1603.	10	FREMON,	1363.M	58.M3M			19	ATHLETISME	50:34	50:34	5:03 min/km	11.8 km/h
1604.	42	DA FONTE,	241.F	142.SEF			19		49:06	50:35	5:03 min/km	11.8 km/h
1605.	12	BOONE,	1364.M	699.SEM			19		49:31	50:35	5:03 min/km	11.8 km/h
1606.	60	BANCEL,	242.F	19.ESF			20		48:53	50:35	5:03 min/km	11.8 km/h
1607.	51	DUFOREST,	1365.M	97.M2M			19		49:56	50:36	5:03 min/km	11.8 km/h
1608.	81	BURGE,	1366.M	700.SEM			19		48:57	50:37	5:03 min/km	11.8 km/h
1609.	18	VINCENT,	1367.M	59.M3M			19		49:01	50:39	5:03 min/km	11.8 km/h
1610.	14	RIVIÈRE,	1368.M	701.SEM			20		49:44	50:39	5:03 min/km	11.8 km/h
1611.	36	CASSAR,	243.F	143.SEF			19		49:19	50:40	5:03 min/km	11.8 km/h
1612.	22	GILLE, Paul	1369.M	702.SEM			19		49:11	50:40	5:03 min/km	11.8 km/h
1613.	11	CAVROIS,	1370.M	150.ESM			20		49:13	50:40	5:03 min/km	11.8 km/h
1614.	45	ROYER,	244.F	144.SEF			19		49:18	50:40	5:03 min/km	11.8 km/h
1615.	18	GOLIK,	1371.M	703.SEM			20		49:34	50:41	5:04 min/km	11.8 km/h
1616.	70	LECHERF,	1372.M	704.SEM			19		49:27	50:42	5:04 min/km	11.8 km/h
1617.	45	DRALI, Laura	245.F	145.SEF			19	S/L US	49:30	50:43	5:04 min/km	11.8 km/h
1618.	17	GUGLIELMET	1373.M	10.M6M			19		49:29	50:45	5:04 min/km	11.8 km/h
1619.	41	DECLERCQ,	246.F	146.SEF			19	RUN'IN CLUB	49:27	50:46	5:04 min/km	11.8 km/h



























































































5km et 10km de l'Urban Trail de Lille

Résultats 10km - Label National

Pos.	Do	Nom	Sexe	Cat.	Nat.	A	Club	TNet	TBrut	Allure	Vitesse	
1620.	15	PETITJEAN,	1374.M	98.M2M			19	50:00	50:47	5:04 min/km	11.8 km/h	
1621.	11	VANDAMME,	1375.M	705.SEM			20	49:25	50:48	5:04 min/km	11.8 km/h	
1622.	17	LEFEBVRE,	1376.M	93.M1M			19	49:02	50:48	5:04 min/km	11.8 km/h	
1623.	45	HOLLEBECQ,	247.F	147.SEF			19	49:28	50:48	5:04 min/km	11.8 km/h	
1624.	21	CHANU,	1377.M	706.SEM			19	49:15	50:49	5:04 min/km	11.8 km/h	
1625.	56	DEBERGH,	1378.M	151.ESM			20	49:35	50:49	5:04 min/km	11.8 km/h	
1626.	45	METARFI,	248.F	20.ESF			20	ESC TERGNIER	49:36	50:50	5:04 min/km	11.8 km/h
1627.	39	BLANQUART,	249.F	15.M2F			19	49:23	50:50	5:04 min/km	11.8 km/h	
1628.	41	SIMONIN,	250.F	148.SEF			20	47:37	50:50	5:04 min/km	11.8 km/h	
1629.	57	BOULIC,	1379.M	152.ESM			20	49:10	50:50	5:04 min/km	11.8 km/h	
1630.	41	HOPTON,	251.F	149.SEF			19	RUN'IN CLUB	49:25	50:52	5:05 min/km	11.7 km/h
1631.	89	BOUEZ,	1380.M	60.M3M			19	50:01	50:52	5:05 min/km	11.7 km/h	
1632.	39	PLANQUE,	1381.M	99.M2M			19	50:08	50:52	5:05 min/km	11.7 km/h	
1633.	11	VERHILLE,	1382.M	707.SEM			19	49:34	50:54	5:05 min/km	11.7 km/h	
1634.	41	HAVEZ, Alix	252.F	150.SEF			19	49:31	50:55	5:05 min/km	11.7 km/h	
1635.	22	BECQUART,	1383.M	708.SEM			19	49:46	50:56	5:05 min/km	11.7 km/h	
1636.	39	BRESSY,	253.F	23.M0F			19	49:33	50:58	5:05 min/km	11.7 km/h	
1637.	37	LEFRANCOIS,	1384.M	709.SEM			19	49:36	51:00	5:05 min/km	11.7 km/h	
1638.	13	CONRATE,	1385.M	710.SEM			19	49:23	51:00	5:05 min/km	11.7 km/h	
1639.	16	DAUSQUE,	1386.M	711.SEM			19	49:36	51:01	5:06 min/km	11.7 km/h	
1640.	97	LEFEVRE,	1387.M	712.SEM			20	49:20	51:01	5:06 min/km	11.7 km/h	
1641.	56	DA SILVA,	1388.M	713.SEM			20	48:48	51:01	5:06 min/km	11.7 km/h	
1642.	44	GOEMAN-SIO	254.F	151.SEF			19	49:48	51:02	5:06 min/km	11.7 km/h	
1643.	37	BRULIN,	255.F	152.SEF			19	S/L LILLE UC	49:48	51:02	5:06 min/km	11.7 km/h
1644.	11	SOUFFLET,	1389.M	100.M2M			19	49:03	51:03	5:06 min/km	11.7 km/h	
1645.	10	MARTINEZ,	1390.M	714.SEM			19	49:36	51:03	5:06 min/km	11.7 km/h	
1646.	94	VION, Antoine	1391.M	715.SEM			20	49:24	51:04	5:06 min/km	11.7 km/h	
1647.	44	COURTEL,	256.F	153.SEF			20	49:27	51:05	5:06 min/km	11.7 km/h	
1648.	21	HORNAIN,	1392.M	101.M2M			19	S/L US	49:43	51:05	5:06 min/km	11.7 km/h
1649.	45	BELMAATI,	257.F	154.SEF			20	49:52	51:07	5:06 min/km	11.7 km/h	
1650.	15	NOEL, Malo	1393.M	716.SEM			20	49:45	51:07	5:06 min/km	11.7 km/h	
1651.	75	LAVEDRINE,	1394.M	161.M0M			19	49:52	51:08	5:06 min/km	11.7 km/h	
1652.	12	RODRIGUEZ,	1395.M	717.SEM			19	50:06	51:08	5:06 min/km	11.7 km/h	
1653.	19	DEVILDER,	1396.M	162.M0M			19	49:21	51:09	5:06 min/km	11.7 km/h	
1654.	37	DEHERRIPON	258.F	155.SEF			20	49:59	51:09	5:06 min/km	11.7 km/h	
1655.	36	GIBERT,	259.F	24.M0F			19	49:50	51:09	5:06 min/km	11.7 km/h	
1656.	14	NOWACKI,	1397.M	718.SEM			19	49:42	51:10	5:06 min/km	11.7 km/h	
1657.	96	CHARLES-DO	1398.M	719.SEM			19	49:59	51:11	5:07 min/km	11.7 km/h	
1658.	45	BOUCHEFFA,	260.F	156.SEF			19	49:53	51:13	5:07 min/km	11.7 km/h	
1659.	12	BROUDIN,	1399.M	720.SEM			20	49:44	51:13	5:07 min/km	11.7 km/h	
1660.	44	LISA, Cardon	261.F	25.M0F			19	49:59	51:16	5:07 min/km	11.7 km/h	
1661.	12	FITOUSSI,	1400.M	94.M1M			19	49:29	51:16	5:07 min/km	11.7 km/h	
1662.	44	DUBOIS,	262.F	157.SEF			19	50:00	51:17	5:07 min/km	11.7 km/h	
1663.	20	TETIA, Aviran	1401.M	721.SEM			19	49:46	51:19	5:07 min/km	11.6 km/h	
1664.	14	WANERT,	1402.M	722.SEM			19	49:36	51:20	5:07 min/km	11.6 km/h	



























































































5km et 10km de l'Urban Trail de Lille

Résultats 10km - Label National

Pos.	Do	Nom	Sexe	Cat.	Nat.	A	Club	TNet	TBrut	Allure	Vitesse	
1665.	45	GHYS, Laura	263.F	158.SEF			20	49:56	51:20	5:07 min/km	11.6 km/h	
1666.	44	SAVARY,	264.F	159.SEF			19	50:00	51:20	5:07 min/km	11.6 km/h	
1667.	58	CASSAR,	1403.M	723.SEM			20	49:28	51:21	5:08 min/km	11.6 km/h	
1668.	58	MAZOYER,	1404.M	724.SEM			19	49:38	51:21	5:08 min/km	11.6 km/h	
1669.	18	ZENGERS,	1405.M	725.SEM			19	49:44	51:21	5:08 min/km	11.6 km/h	
1670.	35	VAN-HEDDEG	1406.M	95.M1M			19	51:22	51:22	5:08 min/km	11.6 km/h	
1671.	69	CARREL,	1407.M	726.SEM			19	48:53	51:23	5:08 min/km	11.6 km/h	
1672.	38	MIEYEVILLE,	265.F	21.M1F			19	50:16	51:24	5:08 min/km	11.6 km/h	
1673.	56	FATUS,	1408.M	727.SEM			19	50:09	51:25	5:08 min/km	11.6 km/h	
1674.	21	DU BOULET,	1409.M	728.SEM			19	49:29	51:26	5:08 min/km	11.6 km/h	
1675.	22	MARSIN,	1410.M	729.SEM			19	49:52	51:26	5:08 min/km	11.6 km/h	
1676.	43	ROMMELARD	266.F	160.SEF			19	50:04	51:28	5:08 min/km	11.6 km/h	
1677.	16	BERRIER,	1411.M	730.SEM			19	50:20	51:28	5:08 min/km	11.6 km/h	
1678.	43	COLLET,	267.F	161.SEF			19	49:53	51:29	5:08 min/km	11.6 km/h	
1679.	19	MAILLOT,	1412.M	731.SEM			19	49:49	51:29	5:08 min/km	11.6 km/h	
1680.	92	VILLEDARY,	1413.M	96.M1M			19	49:57	51:30	5:08 min/km	11.6 km/h	
1681.	67	GOSSIN,	1414.M	732.SEM			19	49:58	51:31	5:09 min/km	11.6 km/h	
1682.	13	MATHEVON,	1415.M	733.SEM			19	49:36	51:31	5:09 min/km	11.6 km/h	
1683.	57	CHIFFARD,	1416.M	734.SEM			20	50:28	51:31	5:09 min/km	11.6 km/h	
1684.	18	GUERIN,	1417.M	735.SEM			20	49:53	51:33	5:09 min/km	11.6 km/h	
1685.	19	GAILLARD,	1418.M	97.M1M			19	50:11	51:33	5:09 min/km	11.6 km/h	
1686.	13	DEFLAOUI,	1419.M	98.M1M			19	50:02	51:34	5:09 min/km	11.6 km/h	
1687.	36	DEGEUSE,	268.F	21.ESF			20	51:09	51:35	5:09 min/km	11.6 km/h	
1688.	13	PENVEN,	1420.M	736.SEM			19	50:05	51:35	5:09 min/km	11.6 km/h	
1689.	44	LACROIX,	269.F	162.SEF			20	50:09	51:35	5:09 min/km	11.6 km/h	
1690.	39	ZEYHER,	270.F	7.M4F			19	S/L JOGGING ET	50:40	51:36	5:09 min/km	11.6 km/h
1691.	40	VERVOORT,	271.F	163.SEF			19	S/L LILLE UC	51:36	51:36	5:09 min/km	11.6 km/h
1692.	65	LENGAGNE,	1421.M	102.M2M			19	50:24	51:36	5:09 min/km	11.6 km/h	
1693.	67	BOSSART,	1422.M	99.M1M			19	50:24	51:36	5:09 min/km	11.6 km/h	
1694.	17	PATTE, Julien	1423.M	163.M0M			19	50:12	51:39	5:09 min/km	11.6 km/h	
1695.	56	GENDRE,	1424.M	10.M5M			19	50:25	51:40	5:09 min/km	11.6 km/h	
1696.	20	POULAYN,	1425.M	164.M0M			19	50:09	51:40	5:09 min/km	11.6 km/h	
1697.	13	THERET,	1426.M	737.SEM			19	51:41	51:41	5:10 min/km	11.6 km/h	
1698.	40	OUICHOUA,	272.F	26.M0F			19	ATHLETISME	50:05	51:42	5:10 min/km	11.6 km/h
1699.	41	SAENEN,	273.F	164.SEF			19	50:49	51:42	5:10 min/km	11.6 km/h	
1700.	38	BOCQUILLON	274.F	165.SEF			19	50:08	51:43	5:10 min/km	11.6 km/h	
1701.	40	LAVENS, Lisa	275.F	166.SEF			19	49:47	51:43	5:10 min/km	11.6 km/h	
1702.	44	DENEUVILLE,	276.F	27.M0F			19	49:41	51:44	5:10 min/km	11.5 km/h	
1703.	50	NOURRY,	1427.M	100.M1M			19	50:09	51:46	5:10 min/km	11.5 km/h	
1704.	12	GUERVILLE,	1428.M	738.SEM			20	50:07	51:46	5:10 min/km	11.5 km/h	
1705.	46	VANGREVEL	1429.M	739.SEM			19	50:19	51:47	5:10 min/km	11.5 km/h	
1706.	72	STEUNOU,	1430.M	61.M3M			19	50:11	51:48	5:10 min/km	11.5 km/h	
1707.	47	BOCQUILLON	1431.M	740.SEM			19	50:13	51:48	5:10 min/km	11.5 km/h	
1708.	42	DUFOUR,	277.F	167.SEF			19	50:14	51:48	5:10 min/km	11.5 km/h	
1709.	57	VANPOUILLE,	1432.M	101.M1M			19	ATHLETISME	50:04	51:48	5:10 min/km	11.5 km/h
























































































5km et 10km de l'Urban Trail de Lille

Résultats 10km - Label National

Pos.	Do	Nom	Sexe	Cat.	Nat.	A	Club	TNet	TBrut	Allure	Vitesse
1710.	67	DELBARRE,	1433.M	741.SEM			20	50:59	51:51	5:11 min/km	11.5 km/h
1711.	44	LAMBERT,	1434.M	102.M1M			19 METROPOLE	50:44	51:51	5:11 min/km	11.5 km/h
1712.	44	LAMBERT,	278.F	28.M0F			19	50:45	51:52	5:11 min/km	11.5 km/h
1713.	18	SCAMPS,	1435.M	103.M2M			19	51:07	51:53	5:11 min/km	11.5 km/h
1714.	42	MANSSART,	279.F	16.M2F			19 L'ISLE ADAM AC	51:15	51:53	5:11 min/km	11.5 km/h
1715.	17	LEMOINE,	1436.M	104.M2M			19 L'ISLE ADAM AC	51:15	51:54	5:11 min/km	11.5 km/h
1716.	12	WAVRANT,	1437.M	105.M2M			19	50:49	51:54	5:11 min/km	11.5 km/h
1717.	13	BELVERGE,	1438.M	742.SEM			19	49:49	51:54	5:11 min/km	11.5 km/h
1718.	83	LENAERTS,	1439.M	743.SEM			19	50:53	51:54	5:11 min/km	11.5 km/h
1719.	82	ALLIOT,	1440.M	62.M3M			19	50:13	51:55	5:11 min/km	11.5 km/h
1720.	44	DELSET,	1441.M	165.M0M			19	50:33	51:57	5:11 min/km	11.5 km/h
1721.	42	DUWIG, Lisa	280.F	22.ESF			20	50:32	51:57	5:11 min/km	11.5 km/h
1722.	56	DOMINGUEZ,	1442.M	744.SEM			19	50:30	51:57	5:11 min/km	11.5 km/h
1723.	92	MAHIEU,	1443.M	42.M4M			19	50:29	51:57	5:11 min/km	11.5 km/h
1724.	36	VIEITES,	281.F	29.M0F			19	50:34	51:57	5:11 min/km	11.5 km/h
1725.	22	PÉPIN,	1444.M	106.M2M			19	50:26	51:57	5:11 min/km	11.5 km/h
1726.	22	COLLIN, Rémi	1445.M	745.SEM			20	50:25	52:00	5:11 min/km	11.5 km/h
1727.	10	ELOY,	1446.M	746.SEM			19	50:24	52:00	5:11 min/km	11.5 km/h
1728.	21	MORIEUX,	1447.M	166.M0M			19	50:24	52:00	5:11 min/km	11.5 km/h
1729.	43	GUERRIER,	282.F	168.SEF			19	50:47	52:01	5:12 min/km	11.5 km/h
1730.	64	GOUBIN, Alex	1448.M	153.ESM			20	51:10	52:02	5:12 min/km	11.5 km/h
1731.	56	ROGEL, Jean	1449.M	2.M8M			19	49:58	52:02	5:12 min/km	11.5 km/h
1732.	45	DOOLAEGHE,	283.F	22.M1F			19	50:31	52:02	5:12 min/km	11.5 km/h
1733.	73	GAINNAIRE,	1450.M	154.ESM			20	50:38	52:02	5:12 min/km	11.5 km/h
1734.	44	LOIGEROT,	284.F	169.SEF			19	50:27	52:03	5:12 min/km	11.5 km/h
1735.	19	KUBIAK,	1451.M	107.M2M			19	50:44	52:04	5:12 min/km	11.5 km/h
1736.	42	JACQUEMIN,	285.F	23.M1F			19	50:26	52:04	5:12 min/km	11.5 km/h
1737.	56	CLERBOUT,	1452.M	747.SEM			19	50:30	52:04	5:12 min/km	11.5 km/h
1738.	41	TESSERAU,	286.F	170.SEF			19	50:20	52:05	5:12 min/km	11.5 km/h
1739.	10	DELZENNE,	1453.M	748.SEM			19	50:45	52:05	5:12 min/km	11.5 km/h
1740.	94	POUMAER,	1454.M	749.SEM			20	50:25	52:05	5:12 min/km	11.5 km/h
1741.	12	SERGEANT,	1455.M	750.SEM			20	50:25	52:05	5:12 min/km	11.5 km/h
1742.	17	ROUSSEAU,	1456.M	43.M4M			19 COURIR	50:49	52:06	5:12 min/km	11.5 km/h
1743.	21	DESPREZ,	1457.M	167.M0M			19	50:46	52:06	5:12 min/km	11.5 km/h
1744.	21	SIMON,	1458.M	751.SEM			20	50:33	52:08	5:12 min/km	11.5 km/h
1745.	37	SAWARYN,	287.F	17.M2F			19	50:17	52:08	5:12 min/km	11.5 km/h
1746.	11	BAUCHET,	1459.M	752.SEM			20	50:39	52:08	5:12 min/km	11.5 km/h
1747.	40	LERIGOLEUR	288.F	171.SEF			19	50:39	52:08	5:12 min/km	11.5 km/h
1748.	40	NOEL,	289.F	24.M1F			19	50:12	52:11	5:13 min/km	11.5 km/h
1749.	18	CHEBREK,	1460.M	63.M3M			19	50:01	52:11	5:13 min/km	11.4 km/h
1750.	52	GAUTHIER,	1461.M	753.SEM			20	50:48	52:11	5:13 min/km	11.4 km/h
1751.	42	BERARD,	290.F	172.SEF			20	50:44	52:16	5:13 min/km	11.4 km/h
1752.	36	BAUER, Eva	291.F	173.SEF			20	50:46	52:17	5:13 min/km	11.4 km/h
1753.	22	DAVID,	1462.M	108.M2M			19	50:08	52:17	5:13 min/km	11.4 km/h
1754.	39	MASSON,	292.F	25.M1F			19	50:31	52:18	5:13 min/km	11.4 km/h









5km et 10km de l'Urban Trail de Lille

Résultats 10km - Label National

Pos.	Do	Nom	Sexe	Cat.	Nat.	A	Club	TNet	TBrut	Allure	Vitesse
1755.	16	RUNGETTE,	1463.M	754.SEM			20	50:08	52:18	5:13 min/km	11.4 km/h
1756.	42	GANGA,	293.F	174.SEF			19	50:58	52:19	5:13 min/km	11.4 km/h
1757.	41	DALMAN,	294.F	175.SEF			20	50:15	52:21	5:14 min/km	11.4 km/h
1758.	19	TUBACKI,	1464.M	64.M3M			19	51:20	52:21	5:14 min/km	11.4 km/h
1759.	17	HANZAZE,	1465.M	755.SEM			20	50:19	52:22	5:14 min/km	11.4 km/h
1760.	38	BEHAR,	1466.M	756.SEM			19	51:11	52:22	5:14 min/km	11.4 km/h
1761.	83	CARON,	1467.M	168.M0M			19	50:31	52:23	5:14 min/km	11.4 km/h
1762.	21	BAZIN,	1468.M	757.SEM			19	51:06	52:26	5:14 min/km	11.4 km/h
1763.	38	PLANCKE,	295.F	176.SEF			19	51:11	52:28	5:14 min/km	11.4 km/h
1764.	80	GAUDRE,	1469.M	758.SEM			19	51:11	52:28	5:14 min/km	11.4 km/h
1765.	12	GUILLARD,	1470.M	103.M1M			19	51:02	52:29	5:14 min/km	11.4 km/h
1766.	14	CLABAUT,	1471.M	155.ESM			20	51:15	52:30	5:14 min/km	11.4 km/h
1767.	41	BELLANGER,	296.F	177.SEF			19	51:03	52:31	5:15 min/km	11.4 km/h
1768.	38	MORANGE,	297.F	26.M1F			19	51:00	52:32	5:15 min/km	11.4 km/h
1769.	12	MOEBS,	1472.M	65.M3M			19	50:45	52:32	5:15 min/km	11.4 km/h
1770.	39	CUVILLIER,	1473.M	109.M2M			19	51:07	52:32	5:15 min/km	11.4 km/h
1771.	51	GIRARD-MAD	1474.M	169.M0M			19	51:00	52:33	5:15 min/km	11.4 km/h
1772.	38	TAINE, Cindy	298.F	178.SEF			19	50:54	52:33	5:15 min/km	11.4 km/h
1773.	57	LEGENDRE,	1475.M	170.M0M			19	51:36	52:34	5:15 min/km	11.4 km/h
1774.	20	VERRIN,	1476.M	104.M1M			19	51:37	52:34	5:15 min/km	11.4 km/h
1775.	15	PIQUET,	1477.M	110.M2M			19 S/L ASPTT LILLE	51:09	52:34	5:15 min/km	11.4 km/h
1776.	17	MARCHAND,	1478.M	759.SEM			20	51:10	52:35	5:15 min/km	11.4 km/h
1777.	17	MARCHAND,	1479.M	44.M4M			19	51:10	52:35	5:15 min/km	11.4 km/h
1778.	37	VINCENT,	299.F	179.SEF			19	51:26	52:36	5:15 min/km	11.4 km/h
1779.	39	FAY, Maelia	300.F	23.ESF			20	50:59	52:37	5:15 min/km	11.4 km/h
1780.	40	VERHOKEN,	301.F	180.SEF			20	51:10	52:37	5:15 min/km	11.4 km/h
1781.	10	BERGER,	1480.M	760.SEM			20	51:13	52:39	5:15 min/km	11.3 km/h
1782.	11	BOULOGNE,	1481.M	761.SEM			20	51:13	52:39	5:15 min/km	11.3 km/h
1783.	17	DUBOIS,	1482.M	105.M1M			19	50:55	52:39	5:15 min/km	11.3 km/h
1784.	17	SEYS,	1483.M	66.M3M			19	50:50	52:40	5:15 min/km	11.3 km/h
1785.	12	LEVEQUE,	1484.M	11.M5M			19 S/L JOGGING ET	51:40	52:41	5:16 min/km	11.3 km/h
1786.	43	BARATCHAR	302.F	30.M0F			19	51:01	52:42	5:16 min/km	11.3 km/h
1787.	21	DEGROS,	1485.M	762.SEM			20	50:51	52:42	5:16 min/km	11.3 km/h
1788.	11	DUPIRE,	1486.M	763.SEM			19	51:25	52:42	5:16 min/km	11.3 km/h
1789.	11	LEFEBVRE,	1487.M	764.SEM			19	51:24	52:42	5:16 min/km	11.3 km/h
1790.	41	FAISANT,	303.F	181.SEF			19	51:43	52:42	5:16 min/km	11.3 km/h
1791.	44	MIOT-ARCAS,	304.F	182.SEF			20	50:35	52:43	5:16 min/km	11.3 km/h
1792.	19	CRUCHET,	1488.M	765.SEM			20	50:11	52:43	5:16 min/km	11.3 km/h
1793.	38	DAUNAY,	305.F	12.M3F			19 TEAM RUN	51:15	52:44	5:16 min/km	11.3 km/h
1794.	44	DAPVRIL,	306.F	183.SEF			19	50:37	52:47	5:16 min/km	11.3 km/h
1795.	40	BLEARD,	307.F	184.SEF			20	51:18	52:47	5:16 min/km	11.3 km/h
1796.	16	DEVIIENNE,	1489.M	12.M5M			19 RC ARRAS*	51:33	52:47	5:16 min/km	11.3 km/h
1797.	18	HUART, Jean	1490.M	13.M5M			19	52:48	52:48	5:16 min/km	11.3 km/h
1798.	42	DARCOURT	308.F	8.M4F			19 RC ARRAS*	51:32	52:48	5:16 min/km	11.3 km/h
1799.	45	LAUZANNE,	309.F	185.SEF			19	51:33	52:49	5:16 min/km	11.3 km/h

5km et 10km de l'Urban Trail de Lille

Résultats 10km - Label National

Pos. Do	Nom	Sexe	Cat.	Nat. A	Club	TNet	TBrut	Allure	Vitesse
1800. 11	TAPPONNIER	1491.M	156.ESM	 20		51:10	52:49	5:16 min/km	11.3 km/h
1801. 38	SALLARD,	310.F	186.SEF	 20		51:29	52:50	5:16 min/km	11.3 km/h
1802. 21	FOURNIER	1492.M	766.SEM	 19		51:30	52:50	5:16 min/km	11.3 km/h
1803. 18	GAMELIN,	1493.M	16.CAM	 20		51:08	52:51	5:17 min/km	11.3 km/h
1804. 42	BRAULT,	311.F	187.SEF	 19		51:49	52:51	5:17 min/km	11.3 km/h
1805. 21	VAN	1494.M	767.SEM	 19		50:34	52:52	5:17 min/km	11.3 km/h
1806. 15	MOTTIN,	1495.M	106.M1M	 19		51:16	52:53	5:17 min/km	11.3 km/h
1807. 41	MALARD,	312.F	188.SEF	 19		51:08	52:54	5:17 min/km	11.3 km/h
1808. 88	EL FILALI,	1496.M	768.SEM	 19		52:42	52:56	5:17 min/km	11.3 km/h
1809. 42	POIDDEVIN,	313.F	189.SEF	 20	S/L AC	51:44	52:56	5:17 min/km	11.3 km/h
1810. 18	GAMELIN,	1497.M	67.M3M	 19		51:15	52:57	5:17 min/km	11.3 km/h
1811. 15	DANNA,	1498.M	171.M0M	 19		51:52	52:57	5:17 min/km	11.3 km/h
1812. 10	DELAVAL,	1499.M	769.SEM	 19		51:04	53:01	5:18 min/km	11.3 km/h
1813. 87	DUQUENNE,	1500.M	68.M3M	 19		51:16	53:03	5:18 min/km	11.3 km/h
1814. 56	LIEFOOGHE,	1501.M	172.M0M	 19		51:49	53:05	5:18 min/km	11.3 km/h
1815. 14	BIGO, Regis	1502.M	2.M7M	 19		51:35	53:06	5:18 min/km	11.3 km/h
1816. 41	JOZAN,	314.F	190.SEF	 20		51:39	53:06	5:18 min/km	11.3 km/h
1817. 17	LEPOUTRE,	1503.M	770.SEM	 19		51:28	53:09	5:18 min/km	11.2 km/h
1818. 36	JEAN, Saskia	315.F	31.M0F	 19		51:41	53:11	5:19 min/km	11.2 km/h
1819. 13	FIGUIÉ, Marc	1504.M	771.SEM	 19		50:12	53:13	5:19 min/km	11.2 km/h
1820. 15	PETITJEAN,	1505.M	17.CAM	 20		52:26	53:13	5:19 min/km	11.2 km/h
1821. 10	SEGARD,	1506.M	107.M1M	 19		51:50	53:14	5:19 min/km	11.2 km/h
1822. 12	DEJONCKER	1507.M	157.ESM	 20		51:18	53:14	5:19 min/km	11.2 km/h
1823. 89	BARRET,	1508.M	45.M4M	 19		50:42	53:17	5:19 min/km	11.2 km/h
1824. 75	LAMORA,	1509.M	772.SEM	 20		51:30	53:17	5:19 min/km	11.2 km/h
1825. 19	BIGAND,	1510.M	773.SEM	 19		51:19	53:17	5:19 min/km	11.2 km/h
1826. 36	LIBERT,	1511.M	46.M4M	 19		52:56	53:17	5:19 min/km	11.2 km/h
1827. 44	LASSARAT,	316.F	32.M0F	 19		51:38	53:18	5:19 min/km	11.2 km/h
1828. 38	DEZITTER,	317.F	18.M2F	 19		51:44	53:19	5:19 min/km	11.2 km/h
1829. 41	JONVILLE,	318.F	191.SEF	 19		50:28	53:19	5:19 min/km	11.2 km/h
1830. 40	CASSAGNE,	319.F	192.SEF	 19		52:02	53:20	5:19 min/km	11.2 km/h
1831. 39	BEE, Ilona	320.F	193.SEF	 19	STADE	52:04	53:22	5:20 min/km	11.2 km/h
1832. 36	BENOIT, Elise	321.F	194.SEF	 19		51:50	53:22	5:20 min/km	11.2 km/h
1833. 19	CONSTANT,	1512.M	108.M1M	 19		51:44	53:23	5:20 min/km	11.2 km/h
1834. 22	RAFFOURT,	1513.M	774.SEM	 19		51:23	53:24	5:20 min/km	11.2 km/h
1835. 19	STIEVET,	1514.M	109.M1M	 19		52:03	53:25	5:20 min/km	11.2 km/h
1836. 21	CROUET,	1515.M	775.SEM	 19		52:08	53:25	5:20 min/km	11.2 km/h
1837. 19	NOEL, Nicolas	1516.M	110.M1M	 19		52:07	53:26	5:20 min/km	11.2 km/h
1838. 39	BOUILLON,	322.F	195.SEF	 20		52:03	53:27	5:20 min/km	11.2 km/h
1839. 37	WAUTIER,	323.F	24.ESF	 20		51:56	53:28	5:20 min/km	11.2 km/h
1840. 45	DEVESTELE,	324.F	196.SEF	 19	RUN'IN CLUB	52:02	53:28	5:20 min/km	11.2 km/h
1841. 39	GAUTHIER,	325.F	197.SEF	 19		52:08	53:29	5:20 min/km	11.2 km/h
1842. 41	VEZIAT,	326.F	27.M1F	 19	US MARQUETTE	52:35	53:30	5:20 min/km	11.2 km/h
1843. 65	JODEZYK,	1517.M	111.M2M	 19		52:04	53:31	5:21 min/km	11.2 km/h
1844. 21	CARPENTIER	1518.M	173.M0M	 19		50:26	53:32	5:21 min/km	11.2 km/h














































5km et 10km de l'Urban Trail de Lille

Résultats 10km - Label National

Pos.	Do	Nom	Sexe	Cat.	Nat.	A	Club	TNet	TBrut	Allure	Vitesse
1845.	22	PERONNE,	1519.M	776.SEM		20		52:02	53:33	5:21 min/km	11.2 km/h
1846.	17	LEBEGUE,	1520.M	777.SEM		20		52:04	53:34	5:21 min/km	11.2 km/h
1847.	78	DELOBEL,	1521.M	778.SEM		20		52:57	53:34	5:21 min/km	11.2 km/h
1848.	36	GUENIOT,	327.F	198.SEF		19		52:03	53:35	5:21 min/km	11.1 km/h
1849.	12	FAREZ, Denis	1522.M	779.SEM		19		52:08	53:37	5:21 min/km	11.1 km/h
1850.	11	DEMORA,	1523.M	158.ESM		20		51:55	53:39	5:21 min/km	11.1 km/h
1851.	16	DERUYCK,	1524.M	35.JUM		20		52:04	53:40	5:21 min/km	11.1 km/h
1852.	11	PAULCSAK,	1525.M	780.SEM		19		52:55	53:40	5:21 min/km	11.1 km/h
1853.	44	HUE, Pauline	328.F	33.M0F		19		52:01	53:41	5:22 min/km	11.1 km/h
1854.	43	OLIVIER,	329.F	199.SEF		20		52:04	53:41	5:22 min/km	11.1 km/h
1855.	57	CHRISTIAEN	1526.M	781.SEM		19		52:47	53:43	5:22 min/km	11.1 km/h
1856.	40	LEFEBVRE,	330.F	19.M2F		19		52:02	53:44	5:22 min/km	11.1 km/h
1857.	43	LEBLANC,	331.F	34.M0F		19		51:18	53:44	5:22 min/km	11.1 km/h
1858.	36	ITART	332.F	200.SEF		19		51:39	53:44	5:22 min/km	11.1 km/h
1859.	40	DERAM,	333.F	28.M1F		19		51:58	53:44	5:22 min/km	11.1 km/h
1860.	16	LEFEBVRE,	1527.M	782.SEM		19		51:53	53:45	5:22 min/km	11.1 km/h
1861.	37	ROCHE, Alice	334.F	29.M1F		19		52:00	53:46	5:22 min/km	11.1 km/h
1862.	45	GUERRIER,	335.F	201.SEF		20		52:32	53:46	5:22 min/km	11.1 km/h
1863.	13	DUMENIL,	1528.M	783.SEM		19		52:18	53:46	5:22 min/km	11.1 km/h
1864.	12	VROMAN,	1529.M	784.SEM		20		52:11	53:46	5:22 min/km	11.1 km/h
1865.	41	GIOUX, Pierric	1530.M	159.ESM		20		51:52	53:47	5:22 min/km	11.1 km/h
1866.	13	IGNASZAK,	1531.M	785.SEM		19		52:22	53:48	5:22 min/km	11.1 km/h
1867.	65	FIEVEZ,	1532.M	11.M6M		19	OSM LOMME	52:24	53:49	5:22 min/km	11.1 km/h
1868.	17	LAGUILLIEZ,	1533.M	174.M0M		19		52:06	53:50	5:22 min/km	11.1 km/h
1869.	18	PERREAUX,	1534.M	786.SEM		19		52:07	53:50	5:22 min/km	11.1 km/h
1870.	38	LETOURMY,	336.F	30.M1F		19		52:06	53:51	5:23 min/km	11.1 km/h
1871.	16	LEROUX,	1535.M	787.SEM		20		52:22	53:51	5:23 min/km	11.1 km/h
1872.	36	TAMBOISE,	337.F	202.SEF		19		51:47	53:51	5:23 min/km	11.1 km/h
1873.	39	MIEKISZ,	338.F	203.SEF		19		52:44	53:52	5:23 min/km	11.1 km/h
1874.	45	LASEK,	339.F	20.M2F		19		52:13	53:52	5:23 min/km	11.1 km/h
1875.	19	DUSERRE,	1536.M	69.M3M		19		51:10	53:53	5:23 min/km	11.1 km/h
1876.	42	TISSANDIER,	340.F	204.SEF		19		51:20	53:53	5:23 min/km	11.1 km/h
1877.	37	DHAENENS,	341.F	31.M1F		19	S/L AC	52:25	53:54	5:23 min/km	11.1 km/h
1878.	19	PRZYBYL,	1537.M	112.M2M		19		52:32	53:55	5:23 min/km	11.1 km/h
1879.	79	NGO, Clément	1538.M	160.ESM		20		51:26	53:55	5:23 min/km	11.1 km/h
1880.	44	FRANÇOIS,	342.F	205.SEF		19		52:04	53:56	5:23 min/km	11.1 km/h
1881.	46	BERTRAND,	343.F	25.ESF		20		51:38	53:56	5:23 min/km	11.1 km/h
1882.	23	BERTRAND,	1539.M	788.SEM		19		51:38	53:56	5:23 min/km	11.1 km/h
1883.	39	BESCOND,	344.F	26.ESF		20	RUN'IN CLUB	52:26	53:57	5:23 min/km	11.1 km/h
1884.	15	GLANTZLEN,	1540.M	789.SEM		20		52:19	53:59	5:23 min/km	11.1 km/h
1885.	20	HAOUARI,	1541.M	790.SEM		19		51:44	54:00	5:23 min/km	11.1 km/h
1886.	42	LANCEL,	345.F	206.SEF		19	RC ARRAS*	52:35	54:01	5:24 min/km	11.1 km/h
1887.	40	ANCEL,	346.F	207.SEF		19		52:34	54:01	5:24 min/km	11.1 km/h
1888.	45	BLANC,	347.F	208.SEF		19		52:31	54:02	5:24 min/km	11.1 km/h
1889.	36	DEMAITRE,	348.F	32.M1F		19	JOGGING CLUB	52:41	54:03	5:24 min/km	11.1 km/h

5km et 10km de l'Urban Trail de Lille

Résultats 10km - Label National

Pos.	Do	Nom	Sexe	Cat.	Nat.	A	Club	TNet	TBrut	Allure	Vitesse
1890.	42	PROVOST,	349.F	21.M2F		19		52:17	54:05	5:24 min/km	11.0 km/h
1891.	57	PLUMECOCQ	1542.M	47.M4M		19		51:57	54:05	5:24 min/km	11.0 km/h
1892.	43	GOREZ, Elise	350.F	209.SEF		19		52:51	54:06	5:24 min/km	11.0 km/h
1893.	41	NOWE,	351.F	33.M1F		19		52:42	54:07	5:24 min/km	11.0 km/h
1894.	40	LACHIVER,	352.F	27.ESF		20		52:09	54:07	5:24 min/km	11.0 km/h
1895.	67	KWIATKOWS	1543.M	791.SEM		19		53:07	54:08	5:24 min/km	11.0 km/h
1896.	43	PRUVOST,	353.F	210.SEF		19		52:06	54:08	5:24 min/km	11.0 km/h
1897.	41	LUTGEN,	354.F	211.SEF		20		52:43	54:09	5:24 min/km	11.0 km/h
1898.	20	BALLOT, Luc	1544.M	48.M4M		19		52:43	54:09	5:24 min/km	11.0 km/h
1899.	42	GOBERT	355.F	9.M4F		19	UNION CAUDRY	52:49	54:10	5:24 min/km	11.0 km/h
1900.	80	TIJDGAT,	1545.M	36.JUM		20		52:15	54:10	5:24 min/km	11.0 km/h
1901.	43	LETE,	356.F	212.SEF		19		52:21	54:10	5:24 min/km	11.0 km/h
1902.	20	LEFORESTIE	1546.M	792.SEM		19		52:44	54:11	5:25 min/km	11.0 km/h
1903.	37	TAYAKOUT,	357.F	13.M3F		19	S/L AC	52:44	54:13	5:25 min/km	11.0 km/h
1904.	39	MATZ,	358.F	35.M0F		19		52:48	54:14	5:25 min/km	11.0 km/h
1905.	13	BOBELEYN,	1547.M	70.M3M		19		51:41	54:16	5:25 min/km	11.0 km/h
1906.	45	GHEYSEN,	359.F	213.SEF		19		51:26	54:16	5:25 min/km	11.0 km/h
1907.	21	CAMPION,	1548.M	793.SEM		19		54:17	54:17	5:25 min/km	11.0 km/h
1908.	65	CANTRE,	1549.M	175.M0M		19		52:28	54:18	5:25 min/km	11.0 km/h
1909.	21	HEIMBURGE	1550.M	794.SEM		20		52:14	54:19	5:25 min/km	11.0 km/h
1910.	40	LE	360.F	34.M1F		19		52:19	54:19	5:25 min/km	11.0 km/h
1911.	40	HAGNERELL	361.F	214.SEF		20		53:05	54:19	5:25 min/km	11.0 km/h
1912.	42	MARQUIS,	362.F	35.M1F		19		52:25	54:19	5:25 min/km	11.0 km/h
1913.	43	LIGIER,	363.F	36.M1F		19	S/L AC	52:51	54:20	5:25 min/km	11.0 km/h
1914.	56	FAITROP,	1551.M	795.SEM		20		52:05	54:21	5:26 min/km	11.0 km/h
1915.	37	DENIS,	364.F	215.SEF		19		52:27	54:21	5:26 min/km	11.0 km/h
1916.	21	LEDIEU, Axel	1552.M	796.SEM		19		52:53	54:21	5:26 min/km	11.0 km/h
1917.	39	SCHOLLAERT	1553.M	176.M0M		19		52:12	54:22	5:26 min/km	11.0 km/h
1918.	40	VOILLET,	365.F	28.ESF		20		51:51	54:23	5:26 min/km	11.0 km/h
1919.	42	COLLIERE,	366.F	216.SEF		19		51:14	54:23	5:26 min/km	11.0 km/h
1920.	20	HAON, Pierre	1554.M	797.SEM		19		52:34	54:23	5:26 min/km	11.0 km/h
1921.	41	BIORD,	367.F	37.M1F		19		52:48	54:25	5:26 min/km	11.0 km/h
1922.	21	ALLANDRIEU,	1555.M	798.SEM		20		53:37	54:25	5:26 min/km	11.0 km/h
1923.	39	RATAJCZAK,	368.F	29.ESF		20		51:57	54:26	5:26 min/km	11.0 km/h
1924.	56	DULIEU, Hugo	1556.M	161.ESM		20		52:49	54:27	5:26 min/km	11.0 km/h
1925.	10	LEGROS,	1557.M	49.M4M		19		51:53	54:28	5:26 min/km	11.0 km/h
1926.	39	CAVROIS,	369.F	217.SEF		19		52:38	54:28	5:26 min/km	11.0 km/h
1927.	37	BIZOUERNE,	370.F	218.SEF		19		52:23	54:28	5:26 min/km	11.0 km/h
1928.	42	DECHERF,	371.F	30.ESF		20		51:44	54:28	5:26 min/km	11.0 km/h
1929.	41	VERHAEGHE,	372.F	219.SEF		20		53:22	54:29	5:26 min/km	11.0 km/h
1930.	73	THIBAUT,	1558.M	799.SEM		20		52:59	54:30	5:26 min/km	11.0 km/h
1931.	36	PILLIAT,	373.F	38.M1F		19		52:45	54:31	5:27 min/km	11.0 km/h
1932.	42	CAZIER,	374.F	220.SEF		20		53:03	54:31	5:27 min/km	11.0 km/h
1933.	43	VERON, Marie	375.F	221.SEF		19		52:54	54:32	5:27 min/km	11.0 km/h
1934.	84	KINO,	1559.M	800.SEM		19		52:26	54:32	5:27 min/km	11.0 km/h














































5km et 10km de l'Urban Trail de Lille

Résultats 10km - Label National

Pos.	Do	Nom	Sexe	Cat.	Nat.	A	Club	TNet	TBrut	Allure	Vitesse
1935.	38	VANDAPEL,	376.F	6.JUF		20		52:26	54:33	5:27 min/km	11.0 km/h
1936.	41	SINGER,	377.F	39.M1F		19		52:28	54:34	5:27 min/km	10.9 km/h
1937.	44	GERAULT,	378.F	31.ESF		20		53:20	54:35	5:27 min/km	10.9 km/h
1938.	45	LOMBARD,	379.F	222.SEF		19		52:55	54:37	5:27 min/km	10.9 km/h
1939.	12	SAUVAGE,	1560.M	801.SEM		19		53:02	54:39	5:27 min/km	10.9 km/h
1940.	10	BECQUES,	1561.M	162.ESM		20		52:44	54:39	5:27 min/km	10.9 km/h
1941.	38	BUQUET,	380.F	223.SEF		19		53:08	54:39	5:27 min/km	10.9 km/h
1942.	11	MARCHAL,	1562.M	163.ESM		20		53:03	54:41	5:28 min/km	10.9 km/h
1943.	12	D'HONDT,	1563.M	12.M6M		19		53:13	54:41	5:28 min/km	10.9 km/h
1944.	41	DESSOIT,	381.F	14.M3F		19		53:20	54:43	5:28 min/km	10.9 km/h
1945.	56	LE BRIGAND,	1564.M	802.SEM		20		52:20	54:44	5:28 min/km	10.9 km/h
1946.	44	JANISSON,	382.F	7.JUF		20	RC EPERNAY	52:40	54:46	5:28 min/km	10.9 km/h
1947.	57	NAVARRO,	1565.M	111.M1M		19		51:02	54:46	5:28 min/km	10.9 km/h
1948.	58	LEGROU,	1566.M	112.M1M		19		51:02	54:47	5:28 min/km	10.9 km/h
1949.	36	PROTIN,	383.F	36.M0F		19		53:46	54:47	5:28 min/km	10.9 km/h
1950.	19	RASHIDI	1567.M	113.M1M		19		52:28	54:47	5:28 min/km	10.9 km/h
1951.	20	CANNIE,	1568.M	177.M0M		19		52:30	54:47	5:28 min/km	10.9 km/h
1952.	20	RAULT,	1569.M	50.M4M		19		53:24	54:49	5:28 min/km	10.9 km/h
1953.	44	RAULT,	384.F	15.M3F		19		53:25	54:49	5:28 min/km	10.9 km/h
1954.	21	SANT,	1570.M	114.M1M		19		52:48	54:50	5:28 min/km	10.9 km/h
1955.	43	BAYARD,	385.F	37.M0F		19		52:31	54:51	5:29 min/km	10.9 km/h
1956.	41	BRICOUT,	386.F	32.ESF		20		54:11	54:51	5:29 min/km	10.9 km/h
1957.	43	COUDERT,	387.F	33.ESF		20		53:13	54:51	5:29 min/km	10.9 km/h
1958.	37	PIERRI, Fiona	388.F	224.SEF		20		53:10	54:51	5:29 min/km	10.9 km/h
1959.	16	BRAHIM,	1571.M	51.M4M		19		52:44	54:51	5:29 min/km	10.9 km/h
1960.	10	DEL RUE,	1572.M	164.ESM		20		52:52	54:51	5:29 min/km	10.9 km/h
1961.	38	AUDOOREN,	389.F	40.M1F		19	S/L AC	53:22	54:52	5:29 min/km	10.9 km/h
1962.	13	COTTEL,	1573.M	52.M4M		19		52:57	54:52	5:29 min/km	10.9 km/h
1963.	57	SAUTIER,	1574.M	165.ESM		20		52:39	54:54	5:29 min/km	10.9 km/h
1964.	12	LEBRUN,	1575.M	803.SEM		19		52:37	54:55	5:29 min/km	10.9 km/h
1965.	12	MACHELART,	1576.M	178.M0M		19		53:01	54:59	5:29 min/km	10.9 km/h
1966.	80	DAILLIEZ,	1577.M	166.ESM		20		52:55	54:59	5:29 min/km	10.9 km/h
1967.	19	CARLE,	1578.M	71.M3M		19		54:23	55:00	5:29 min/km	10.9 km/h
1968.	36	VIRGINIE,	390.F	22.M2F		19		52:51	55:01	5:30 min/km	10.9 km/h
1969.	12	BENCTEUX,	1579.M	37.JUM		20		53:43	55:01	5:30 min/km	10.9 km/h
1970.	19	POTTEAU,	1580.M	804.SEM		19		53:12	55:01	5:30 min/km	10.9 km/h
1971.	22	DELOBEL,	1581.M	805.SEM		19		52:59	55:01	5:30 min/km	10.9 km/h
1972.	45	VANDAELE,	391.F	225.SEF		19		53:00	55:01	5:30 min/km	10.9 km/h
1973.	12	DERYCKERE,	1582.M	167.ESM		20		52:30	55:02	5:30 min/km	10.9 km/h
1974.	43	BOUVATTIER,	1583.M	806.SEM		19		52:52	55:03	5:30 min/km	10.9 km/h
1975.	90	FABRE,	1584.M	807.SEM		19		53:24	55:03	5:30 min/km	10.9 km/h
1976.	41	LECLERC,	392.F	226.SEF		19		53:42	55:04	5:30 min/km	10.8 km/h
1977.	39	GUILBERT,	393.F	227.SEF		19		53:30	55:04	5:30 min/km	10.8 km/h
1978.	45	PETITON,	394.F	228.SEF		20		53:23	55:04	5:30 min/km	10.8 km/h
1979.	97	TARNAUD,	1585.M	808.SEM		19		52:44	55:06	5:30 min/km	10.8 km/h

5km et 10km de l'Urban Trail de Lille

Résultats 10km - Label National

Pos.	Do	Nom	Sexe	Cat.	Nat.	A	Club	TNet	TBrut	Allure	Vitesse
1980.	45	GOURGUECH	395.F	229.SEF		19		53:02	55:06	5:30 min/km	10.8 km/h
1981.	19	VERSTRAETE	1586.M	53.M4M		19		53:14	55:09	5:30 min/km	10.8 km/h
1982.	11	BECQUES,	1587.M	54.M4M		19	PLANETE	53:15	55:09	5:30 min/km	10.8 km/h
1983.	37	DUBOIS,	1588.M	809.SEM		19		52:18	55:09	5:30 min/km	10.8 km/h
1984.	41	JIMENEZ,	396.F	230.SEF		20		53:08	55:10	5:30 min/km	10.8 km/h
1985.	68	COMYN,	1589.M	810.SEM		20		52:32	55:10	5:30 min/km	10.8 km/h
1986.	37	DEMARTEAU,	397.F	34.ESF		20		53:50	55:11	5:31 min/km	10.8 km/h
1987.	55	BELHOUT,	1590.M	811.SEM		20		53:30	55:11	5:31 min/km	10.8 km/h
1988.	42	DELEBARRE,	398.F	231.SEF		19	US MARQUETTE	53:42	55:12	5:31 min/km	10.8 km/h
1989.	41	HADDACH,	399.F	232.SEF		19		53:38	55:12	5:31 min/km	10.8 km/h
1990.	44	DELANNOY,	400.F	233.SEF		19		53:02	55:12	5:31 min/km	10.8 km/h
1991.	12	FLAMENT,	1591.M	13.M6M		19	AS SIMENCOURT	53:50	55:13	5:31 min/km	10.8 km/h
1992.	20	CHOQUET,	1592.M	812.SEM		19		52:29	55:13	5:31 min/km	10.8 km/h
1993.	18	THUMEREL,	1593.M	168.ESM		20		53:42	55:13	5:31 min/km	10.8 km/h
1994.	19	LAPERRE,	1594.M	813.SEM		19		53:25	55:14	5:31 min/km	10.8 km/h
1995.	56	ROYER,	1595.M	814.SEM		19		53:39	55:14	5:31 min/km	10.8 km/h
1996.	12	DALLA	1596.M	169.ESM		20		53:48	55:15	5:31 min/km	10.8 km/h
1997.	71	DRAPPIER,	1597.M	815.SEM		19		53:43	55:15	5:31 min/km	10.8 km/h
1998.	38	PRONIER,	401.F	234.SEF		19		53:25	55:18	5:31 min/km	10.8 km/h
1999.	99	SIX, Theophile	1598.M	816.SEM		19		54:02	55:19	5:31 min/km	10.8 km/h
2000.	96	LAMOUREUX,	1599.M	817.SEM		19		53:22	55:20	5:31 min/km	10.8 km/h
2001.	39	VANTYGHEM,	402.F	235.SEF		19		53:18	55:21	5:32 min/km	10.8 km/h
2002.	10	MOREAU,	1600.M	818.SEM		19		53:18	55:21	5:32 min/km	10.8 km/h
2003.	13	CARRAZ,	1601.M	819.SEM		20		52:12	55:21	5:32 min/km	10.8 km/h
2004.	38	LEWANDOWS	403.F	16.M3F		19	ALL TRACKS	53:37	55:22	5:32 min/km	10.8 km/h
2005.	16	PIETTE,	1602.M	820.SEM		20		53:13	55:22	5:32 min/km	10.8 km/h
2006.	37	AMPE	404.F	38.M0F		19		53:19	55:22	5:32 min/km	10.8 km/h
2007.	21	BAIL, Philippe	1603.M	14.M5M		19		52:53	55:23	5:32 min/km	10.8 km/h
2008.	44	VUILLAUME,	405.F	236.SEF		20		53:45	55:24	5:32 min/km	10.8 km/h
2009.	99	VUILLAUME,	1604.M	72.M3M		19		53:44	55:24	5:32 min/km	10.8 km/h
2010.	21	ALEXANDRE,	1605.M	115.M1M		19		53:24	55:25	5:32 min/km	10.8 km/h
2011.	18	DUMOLIN,	1606.M	55.M4M		19		53:19	55:26	5:32 min/km	10.8 km/h
2012.	11	HAON,	1607.M	821.SEM		20		53:38	55:28	5:32 min/km	10.8 km/h
2013.	37	SILLY,	406.F	41.M1F		19		55:28	55:28	5:32 min/km	10.8 km/h
2014.	19	PLASSON,	1608.M	3.M7M		19		53:24	55:29	5:32 min/km	10.8 km/h
2015.	42	AIT OUALI,	407.F	17.M3F		19	RC DE LENS	54:50	55:30	5:32 min/km	10.8 km/h
2016.	39	BEGON,	408.F	237.SEF		20		53:47	55:31	5:33 min/km	10.8 km/h
2017.	42	CLAVIJO,	409.F	35.ESF		20		53:28	55:31	5:33 min/km	10.8 km/h
2018.	86	SNAET,	1609.M	822.SEM		19		53:00	55:31	5:33 min/km	10.8 km/h
2019.	49	BETHENCOU	1610.M	56.M4M		19		53:56	55:31	5:33 min/km	10.8 km/h
2020.	43	MOUSTACHE,	410.F	238.SEF		19		53:48	55:32	5:33 min/km	10.8 km/h
2021.	39	DEFRESNE,	411.F	239.SEF		20		53:49	55:32	5:33 min/km	10.8 km/h
2022.	36	LEGEARD,	1611.M	38.JUM		20		53:25	55:33	5:33 min/km	10.8 km/h
2023.	43	BOUTOILLE,	412.F	240.SEF		19		53:33	55:35	5:33 min/km	10.7 km/h
2024.	41	DESCAMPS,	413.F	241.SEF		20	RACING CF	52:57	55:35	5:33 min/km	10.7 km/h

5km et 10km de l'Urban Trail de Lille

Résultats 10km - Label National

Pos.	Do	Nom	Sexe	Cat.	Nat.	A	Club	TNet	TBrut	Allure	Vitesse	
2025.	13	DELEMAZUR	1612.M	113.M2M			19	53:12	55:36	5:33 min/km	10.7 km/h	
2026.	57	TOULEMOND	1613.M	114.M2M			19	54:28	55:37	5:33 min/km	10.7 km/h	
2027.	36	LEGEARD,	414.F	8.JUF			20	53:29	55:37	5:33 min/km	10.7 km/h	
2028.	15	CHOQUET,	1614.M	15.M5M			19	53:42	55:37	5:33 min/km	10.7 km/h	
2029.	56	GODIN,	1615.M	16.M5M			19	JOGGING CLUB	54:29	55:39	5:33 min/km	10.7 km/h
2030.	10	GAMBARIN,	1616.M	823.SEM			20	53:58	55:39	5:33 min/km	10.7 km/h	
2031.	20	RANIVOSON,	1617.M	115.M2M			19	54:00	55:40	5:33 min/km	10.7 km/h	
2032.	90	HARDY, Louis	1618.M	824.SEM			19	53:51	55:41	5:34 min/km	10.7 km/h	
2033.	93	CLERBOUT,	1619.M	825.SEM			20	54:17	55:41	5:34 min/km	10.7 km/h	
2034.	18	MACHTELINC	1620.M	826.SEM			19	54:08	55:42	5:34 min/km	10.7 km/h	
2035.	20	CROIZILLE,	1621.M	57.M4M			19	53:07	55:42	5:34 min/km	10.7 km/h	
2036.	40	MEDEIROS,	415.F	242.SEF			20	US MARQUETTE	53:47	55:44	5:34 min/km	10.7 km/h
2037.	10	DEROUSSEA	1622.M	827.SEM			19	53:13	55:45	5:34 min/km	10.7 km/h	
2038.	36	MAIEZZA,	416.F	39.M0F			19	54:08	55:46	5:34 min/km	10.7 km/h	
2039.	57	RAUBIET,	1623.M	828.SEM			20	53:34	55:46	5:34 min/km	10.7 km/h	
2040.	40	DORCHIES,	417.F	42.M1F			19	53:56	55:49	5:34 min/km	10.7 km/h	
2041.	71	GAUDRON,	1624.M	829.SEM			19	53:21	55:51	5:35 min/km	10.7 km/h	
2042.	36	ZAOUI,	418.F	40.M0F			19	55:03	55:52	5:35 min/km	10.7 km/h	
2043.	42	BLANQUART,	419.F	243.SEF			19	54:27	55:52	5:35 min/km	10.7 km/h	
2044.	39	LUSSEAU,	420.F	244.SEF			19	54:13	55:53	5:35 min/km	10.7 km/h	
2045.	56	BOURSIER,	1625.M	116.M1M			19	53:44	55:53	5:35 min/km	10.7 km/h	
2046.	20	STOPIN,	1626.M	179.M0M			19	54:08	55:54	5:35 min/km	10.7 km/h	
2047.	18	CLAIS, Lucas	1627.M	170.ESM			20	53:46	55:54	5:35 min/km	10.7 km/h	
2048.	12	LEBRUN,	1628.M	117.M1M			19	53:36	55:54	5:35 min/km	10.7 km/h	
2049.	36	LEGEARD,	1629.M	73.M3M			19	53:45	55:54	5:35 min/km	10.7 km/h	
2050.	43	TIRODE,	1630.M	118.M1M			19	53:58	55:55	5:35 min/km	10.7 km/h	
2051.	38	LE GALL,	421.F	36.ESF			20	53:51	55:55	5:35 min/km	10.7 km/h	
2052.	74	CLICHE,	1631.M	830.SEM			19	53:16	55:58	5:35 min/km	10.7 km/h	
2053.	18	GERBAULT,	1632.M	180.M0M			19	53:46	55:58	5:35 min/km	10.7 km/h	
2054.	45	PUTZ,	422.F	37.ESF			20	54:10	55:59	5:35 min/km	10.7 km/h	
2055.	19	SCRIVE,	1633.M	58.M4M			19	53:57	56:02	5:36 min/km	10.7 km/h	
2056.	37	MOREAU,	423.F	245.SEF			19	54:03	56:03	5:36 min/km	10.7 km/h	
2057.	37	LLEDO,	424.F	246.SEF			20	54:19	56:05	5:36 min/km	10.7 km/h	
2058.	39	DETOURNAY,	425.F	38.ESF			20	53:36	56:05	5:36 min/km	10.6 km/h	
2059.	42	BIHET, Sarah	426.F	247.SEF			19	54:28	56:06	5:36 min/km	10.6 km/h	
2060.	40	BOILEAU,	427.F	248.SEF			19	54:50	56:07	5:36 min/km	10.6 km/h	
2061.	40	BRAZY,	428.F	10.M4F			19	54:10	56:09	5:36 min/km	10.6 km/h	
2062.	74	LAHALLE,	1634.M	831.SEM			19	54:05	56:10	5:36 min/km	10.6 km/h	
2063.	11	TERRIER,	1635.M	74.M3M			19	54:48	56:11	5:37 min/km	10.6 km/h	
2064.	11	LEHEMBRE,	1636.M	181.M0M			19	53:58	56:11	5:37 min/km	10.6 km/h	
2065.	36	WERQUIN,	429.F	43.M1F			19	54:16	56:12	5:37 min/km	10.6 km/h	
2066.	18	PELLETIER,	1637.M	832.SEM			19	54:15	56:12	5:37 min/km	10.6 km/h	
2067.	38	TABUTAUD,	1638.M	833.SEM			19	RUN'IN CLUB	54:16	56:12	5:37 min/km	10.6 km/h
2068.	17	DANG,	1639.M	116.M2M			19	54:24	56:12	5:37 min/km	10.6 km/h	
2069.	42	CART, Sibylle	430.F	44.M1F			19	54:34	56:13	5:37 min/km	10.6 km/h	

5km et 10km de l'Urban Trail de Lille

Résultats 10km - Label National

Pos.	Do	Nom	Sexe	Cat.	Nat.	A	Club	TNet	TBrut	Allure	Vitesse
2070.	20	DESORMAIS,	1640.M	182.M0M		19		54:26	56:13	5:37 min/km	10.6 km/h
2071.	20	LICOUR, Jean	1641.M	834.SEM		19		54:15	56:13	5:37 min/km	10.6 km/h
2072.	16	LHEBRARD,	1642.M	183.M0M		19		54:29	56:13	5:37 min/km	10.6 km/h
2073.	90	AUCHART,	1643.M	184.M0M		19		54:26	56:13	5:37 min/km	10.6 km/h
2074.	91	SOUSA,	1644.M	185.M0M		19		54:26	56:14	5:37 min/km	10.6 km/h
2075.	18	POLLET,	1645.M	117.M2M		19		54:32	56:16	5:37 min/km	10.6 km/h
2076.	23	BERTRAND,	1646.M	59.M4M		19		56:16	56:16	5:37 min/km	10.6 km/h
2077.	39	PINTO DA	431.F	249.SEF		19		54:30	56:16	5:37 min/km	10.6 km/h
2078.	39	BEAUVENTR	432.F	250.SEF		20		54:18	56:17	5:37 min/km	10.6 km/h
2079.	16	RAMET,	1647.M	186.M0M		19		55:25	56:18	5:37 min/km	10.6 km/h
2080.	36	FEVRIER, Eloi	1648.M	835.SEM		19		54:37	56:18	5:37 min/km	10.6 km/h
2081.	58	SPRIET,	1649.M	836.SEM		19		54:43	56:18	5:37 min/km	10.6 km/h
2082.	11	BRAZY,	1650.M	17.M5M		19		54:20	56:19	5:37 min/km	10.6 km/h
2083.	20	LADOH,	1651.M	837.SEM		19		53:35	56:19	5:37 min/km	10.6 km/h
2084.	42	INVERNIZZI,	433.F	251.SEF		19		54:17	56:22	5:38 min/km	10.6 km/h
2085.	40	BEAUVENTR	434.F	252.SEF		19		54:24	56:23	5:38 min/km	10.6 km/h
2086.	22	URBANY,	1652.M	171.ESM		20		54:35	56:23	5:38 min/km	10.6 km/h
2087.	43	LEMOINE,	435.F	253.SEF		19		54:35	56:25	5:38 min/km	10.6 km/h
2088.	13	GOR, Erol	1653.M	187.M0M		19		54:40	56:25	5:38 min/km	10.6 km/h
2089.	70	WALBRON,	1654.M	119.M1M		19		54:44	56:26	5:38 min/km	10.6 km/h
2090.	42	FOURNIER,	436.F	254.SEF		19		54:47	56:26	5:38 min/km	10.6 km/h
2091.	17	BRYCHE,	1655.M	172.ESM		20		54:56	56:27	5:38 min/km	10.6 km/h
2092.	42	EL	437.F	255.SEF		20		54:47	56:27	5:38 min/km	10.6 km/h
2093.	18	LESAGE,	1656.M	838.SEM		19		54:47	56:27	5:38 min/km	10.6 km/h
2094.	38	VILLEDARY,	438.F	41.M0F		19		54:55	56:27	5:38 min/km	10.6 km/h
2095.	42	PALOMARES,	439.F	256.SEF		19		54:38	56:28	5:38 min/km	10.6 km/h
2096.	36	MONTAY,	440.F	18.M3F		19	AC CAMBRAI	55:01	56:28	5:38 min/km	10.6 km/h
2097.	45	RICHARDOT,	441.F	257.SEF		19		54:18	56:29	5:38 min/km	10.6 km/h
2098.	44	VALCKENAE	442.F	258.SEF		19		54:28	56:29	5:38 min/km	10.6 km/h
2099.	40	GOFFART,	443.F	259.SEF		19		54:31	56:29	5:38 min/km	10.6 km/h
2100.	61	CREPELLE,	1657.M	839.SEM		19		54:33	56:30	5:38 min/km	10.6 km/h
2101.	61	QUINART,	1658.M	840.SEM		19		54:33	56:30	5:38 min/km	10.6 km/h
2102.	40	DERVILLE,	444.F	260.SEF		19		53:21	56:30	5:38 min/km	10.6 km/h
2103.	44	SEBIRE,	445.F	39.ESF		20		54:20	56:30	5:38 min/km	10.6 km/h
2104.	70	FACQ,	1659.M	841.SEM		19		54:12	56:30	5:38 min/km	10.6 km/h
2105.	48	PALUCH,	1660.M	75.M3M		19		55:10	56:30	5:38 min/km	10.6 km/h
2106.	18	WOJNAROW	1661.M	188.M0M		19		54:31	56:31	5:39 min/km	10.6 km/h
2107.	19	DERVYN,	1662.M	60.M4M		19	PLANETE	54:36	56:32	5:39 min/km	10.6 km/h
2108.	43	MICHOT,	446.F	261.SEF		20		55:27	56:33	5:39 min/km	10.6 km/h
2109.	40	HANQUIER,	447.F	40.ESF		20		54:43	56:33	5:39 min/km	10.6 km/h
2110.	56	CAPLIN, Léo	1663.M	842.SEM		19		54:27	56:33	5:39 min/km	10.6 km/h
2111.	18	LANOY,	1664.M	173.ESM		20		54:50	56:33	5:39 min/km	10.6 km/h
2112.	43	BENDLEWSKI	448.F	41.ESF		20		54:50	56:34	5:39 min/km	10.6 km/h
2113.	11	AUDIN, Arthur	1665.M	843.SEM		19		54:34	56:36	5:39 min/km	10.6 km/h
2114.	21	DIERS,	1666.M	844.SEM		19		54:15	56:38	5:39 min/km	10.5 km/h



























































































5km et 10km de l'Urban Trail de Lille

Résultats 10km - Label National

Pos.	Do	Nom	Sexe	Cat.	Nat.	A	Club	TNet	TBrut	Allure	Vitesse
2115.	20	COCQUEMPO	1667.M	845.SEM		19		54:40	56:39	5:39 min/km	10.5 km/h
2116.	36	DUGAUTIER,	449.F	262.SEF		19		55:15	56:39	5:39 min/km	10.5 km/h
2117.	21	MARIE,	1668.M	39.JUM		20		54:31	56:39	5:39 min/km	10.5 km/h
2118.	20	FLOUQUET,	1669.M	846.SEM		19		54:39	56:39	5:39 min/km	10.5 km/h
2119.	19	LE BORGNE,	1670.M	847.SEM		19		54:39	56:39	5:39 min/km	10.5 km/h
2120.	51	BATTRAUD,	1671.M	18.M5M		19		55:04	56:40	5:39 min/km	10.5 km/h
2121.	18	DELOT, Axel	1672.M	848.SEM		19		54:52	56:41	5:40 min/km	10.5 km/h
2122.	64	MALANDAIN,	1673.M	19.M5M		19	S/L AC	54:54	56:41	5:40 min/km	10.5 km/h
2123.	20	CARADEC,	1674.M	189.M0M		19		54:12	56:41	5:40 min/km	10.5 km/h
2124.	40	HACHE,	450.F	263.SEF		19		54:47	56:41	5:40 min/km	10.5 km/h
2125.	39	STRACCIALA	451.F	264.SEF		20		55:06	56:43	5:40 min/km	10.5 km/h
2126.	39	BORDERIOU	452.F	265.SEF		19		54:46	56:44	5:40 min/km	10.5 km/h
2127.	45	DURIEZ,	453.F	1.CAF		20		54:40	56:44	5:40 min/km	10.5 km/h
2128.	42	DECHIR, Sara	454.F	42.M0F		19		54:42	56:44	5:40 min/km	10.5 km/h
2129.	45	DERETZ,	455.F	266.SEF		19		54:59	56:45	5:40 min/km	10.5 km/h
2130.	12	DURIEZ,	1675.M	118.M2M		19		54:42	56:45	5:40 min/km	10.5 km/h
2131.	78	REGNIER,	1676.M	76.M3M		19		54:55	56:46	5:40 min/km	10.5 km/h
2132.	37	DESMET,	456.F	11.M4F		19		54:55	56:46	5:40 min/km	10.5 km/h
2133.	41	GOUGEON,	457.F	267.SEF		19		54:45	56:46	5:40 min/km	10.5 km/h
2134.	17	RÉGNIER,	1677.M	77.M3M		19		54:56	56:46	5:40 min/km	10.5 km/h
2135.	47	HOUARD,	1678.M	849.SEM		19		54:39	56:47	5:40 min/km	10.5 km/h
2136.	20	MAIGNON,	1679.M	18.CAM		20		54:45	56:47	5:40 min/km	10.5 km/h
2137.	12	CHASTAIN,	1680.M	120.M1M		19		54:30	56:48	5:40 min/km	10.5 km/h
2138.	12	DERUELLE,	1681.M	850.SEM		19		55:44	56:48	5:40 min/km	10.5 km/h
2139.	57	BOUCHEZ,	1682.M	851.SEM		19		54:50	56:48	5:40 min/km	10.5 km/h
2140.	17	CELET,	1683.M	852.SEM		20		54:48	56:50	5:40 min/km	10.5 km/h
2141.	38	BOQUELET,	458.F	45.M1F		19		55:29	56:51	5:41 min/km	10.5 km/h
2142.	22	EIDESHEIM,	1684.M	190.M0M		19		54:45	56:51	5:41 min/km	10.5 km/h
2143.	45	WANG, Yanan	459.F	43.M0F		19		54:45	56:52	5:41 min/km	10.5 km/h
2144.	70	LADEIRO,	1685.M	78.M3M		19		55:59	56:52	5:41 min/km	10.5 km/h
2145.	40	GERNEZ,	460.F	268.SEF		19		54:57	56:53	5:41 min/km	10.5 km/h
2146.	45	DELABROYE,	1686.M	853.SEM		19		54:59	56:55	5:41 min/km	10.5 km/h
2147.	39	MONNIER,	461.F	269.SEF		20	S/L AC	55:21	56:56	5:41 min/km	10.5 km/h
2148.	20	HASQUIN,	1687.M	191.M0M		19		55:10	56:57	5:41 min/km	10.5 km/h
2149.	13	CHEN, Bryan	1688.M	854.SEM		19		54:58	56:59	5:41 min/km	10.5 km/h
2150.	10	LEGRAND,	1689.M	855.SEM		20		55:05	56:59	5:41 min/km	10.5 km/h
2151.	53	VERRAEST,	1690.M	192.M0M		19		55:07	57:00	5:41 min/km	10.5 km/h
2152.	13	ATTMANSIPA	1691.M	856.SEM		19		54:13	57:01	5:42 min/km	10.5 km/h
2153.	14	PIERRE,	1692.M	857.SEM		19		54:52	57:02	5:42 min/km	10.5 km/h
2154.	44	BOISSINOT,	462.F	9.JUF		20		56:26	57:04	5:42 min/km	10.5 km/h
2155.	10	ATTIOGBE,	1693.M	121.M1M		19		55:18	57:05	5:42 min/km	10.5 km/h
2156.	36	DEVARENNE,	463.F	12.M4F		19	S/L EA DU	55:06	57:05	5:42 min/km	10.5 km/h
2157.	11	SAINT SANS,	1694.M	20.M5M		19	S/L EA DU	55:06	57:06	5:42 min/km	10.5 km/h
2158.	45	LAHOUSTE,	464.F	270.SEF		19		55:39	57:06	5:42 min/km	10.5 km/h
2159.	13	GODFROY,	1695.M	174.ESM		20		54:36	57:08	5:42 min/km	10.5 km/h
































5km et 10km de l'Urban Trail de Lille

Résultats 10km - Label National

Pos.	Do	Nom	Sexe	Cat.	Nat.	A	Club	TNet	TBrut	Allure	Vitesse	
2160.	44	CADIEUX,	465.F	271.SEF			19	54:35	57:08	5:42 min/km	10.5 km/h	
2161.	39	BUESO,	466.F	272.SEF			20	55:26	57:08	5:42 min/km	10.5 km/h	
2162.	19	CROCCEL,	1696.M	21.M5M			19	55:44	57:08	5:42 min/km	10.5 km/h	
2163.	40	DORBANE,	1697.M	22.M5M			19	55:09	57:09	5:42 min/km	10.5 km/h	
2164.	41	DEBRABANT,	467.F	42.ESF			20	55:40	57:11	5:43 min/km	10.4 km/h	
2165.	42	GALHAUT,	468.F	13.M4F			19	S/L ASG GAUCHY	55:51	57:13	5:43 min/km	10.4 km/h
2166.	37	GUICHENEY	469.F	273.SEF			20	55:22	57:13	5:43 min/km	10.4 km/h	
2167.	41	BENOIT,	470.F	43.ESF			20	55:23	57:13	5:43 min/km	10.4 km/h	
2168.	11	LECLERCQ,	1698.M	858.SEM			19	55:00	57:13	5:43 min/km	10.4 km/h	
2169.	39	LETRAY,	471.F	274.SEF			19	ATHLETISME	55:00	57:14	5:43 min/km	10.4 km/h
2170.	40	JANKOWIAK,	472.F	44.M0F			19	55:11	57:14	5:43 min/km	10.4 km/h	
2171.	37	LALLUT,	473.F	275.SEF			19	55:15	57:16	5:43 min/km	10.4 km/h	
2172.	39	REGHEM,	474.F	276.SEF			19	55:26	57:16	5:43 min/km	10.4 km/h	
2173.	13	METHNER,	1699.M	61.M4M			19	54:29	57:17	5:43 min/km	10.4 km/h	
2174.	39	DIEU, Maëlle	475.F	277.SEF			20	55:33	57:17	5:43 min/km	10.4 km/h	
2175.	83	LEDET,	1700.M	79.M3M			19	COURIR A	55:35	57:18	5:43 min/km	10.4 km/h
2176.	36	MAILLARD,	476.F	46.M1F			19	55:36	57:18	5:43 min/km	10.4 km/h	
2177.	45	LEPRINCE	477.F	278.SEF			19	55:13	57:19	5:43 min/km	10.4 km/h	
2178.	95	LEEMANS,	1701.M	193.M0M			19	55:06	57:20	5:43 min/km	10.4 km/h	
2179.	40	GIRAUD,	478.F	44.ESF			20	55:37	57:20	5:43 min/km	10.4 km/h	
2180.	38	VERDU	479.F	47.M1F			19	55:22	57:22	5:44 min/km	10.4 km/h	
2181.	56	HENIN,	1702.M	80.M3M			19	54:54	57:24	5:44 min/km	10.4 km/h	
2182.	69	BEHRA,	1703.M	859.SEM			19	55:36	57:25	5:44 min/km	10.4 km/h	
2183.	41	BAERT, Alicia	480.F	45.M0F			19	54:49	57:26	5:44 min/km	10.4 km/h	
2184.	41	BARR,	481.F	46.M0F			19	56:18	57:26	5:44 min/km	10.4 km/h	
2185.	20	ISAAC,	1704.M	860.SEM			19	57:27	57:27	5:44 min/km	10.4 km/h	
2186.	43	DAGUILLON,	482.F	279.SEF			19	55:20	57:27	5:44 min/km	10.4 km/h	
2187.	12	BELLIER,	1705.M	861.SEM			20	55:31	57:28	5:44 min/km	10.4 km/h	
2188.	19	STEEN,	1706.M	862.SEM			19	55:14	57:28	5:44 min/km	10.4 km/h	
2189.	10	STEEN,	1707.M	194.M0M			19	55:13	57:28	5:44 min/km	10.4 km/h	
2190.	43	FONTAINE,	1708.M	122.M1M			19	55:08	57:28	5:44 min/km	10.4 km/h	
2191.	62	DALLE, Martin	1709.M	863.SEM			19	55:19	57:30	5:44 min/km	10.4 km/h	
2192.	20	GRASSET,	1710.M	864.SEM			19	55:19	57:30	5:44 min/km	10.4 km/h	
2193.	44	FRANCHI,	483.F	280.SEF			19	55:19	57:31	5:45 min/km	10.4 km/h	
2194.	39	MASSON,	484.F	23.M2F			19	55:45	57:31	5:45 min/km	10.4 km/h	
2195.	94	OULD SAID,	1711.M	175.ESM			20	55:14	57:32	5:45 min/km	10.4 km/h	
2196.	38	ZINCK,	485.F	19.M3F			19	55:47	57:32	5:45 min/km	10.4 km/h	
2197.	40	MALLET,	486.F	281.SEF			20	56:01	57:33	5:45 min/km	10.4 km/h	
2198.	77	LEROY, Bruno	1712.M	62.M4M			19	55:58	57:34	5:45 min/km	10.4 km/h	
2199.	38	PETTINELLA,	487.F	45.ESF			20	55:05	57:36	5:45 min/km	10.4 km/h	
2200.	56	HINDMARSH,	1713.M	865.SEM			19	55:09	57:37	5:45 min/km	10.4 km/h	
2201.	42	DELICQUE,	488.F	20.M3F			19	56:50	57:39	5:45 min/km	10.4 km/h	
2202.	16	LEGER,	1714.M	119.M2M			19	RUN'IN CLUB	56:50	57:39	5:45 min/km	10.4 km/h
2203.	36	GREMEZ,	489.F	282.SEF			19	54:53	57:39	5:45 min/km	10.4 km/h	
2204.	39	MORDON,	490.F	47.M0F			19	55:56	57:40	5:45 min/km	10.4 km/h	























































5km et 10km de l'Urban Trail de Lille

Résultats 10km - Label National

Pos.	Do	Nom	Sexe	Cat.	Nat.	A	Club	TNet	TBrut	Allure	Vitesse	
2205.	11	CHUISANO,	1715.M	195.M0M			19	55:56	57:41	5:46 min/km	10.4 km/h	
2206.	41	DHOINE,	491.F	48.M1F			19	55:50	57:41	5:46 min/km	10.4 km/h	
2207.	12	MOSBAH,	1716.M	23.M5M			19	S/L ASPTT LILLE	56:08	57:42	5:46 min/km	10.4 km/h
2208.	41	MOSBAH,	492.F	49.M1F			19	56:09	57:43	5:46 min/km	10.3 km/h	
2209.	71	DIERICKX,	1717.M	866.SEM			20	55:15	57:45	5:46 min/km	10.3 km/h	
2210.	36	RAMOS,	493.F	283.SEF			19	55:56	57:45	5:46 min/km	10.3 km/h	
2211.	43	KOUEMO,	494.F	284.SEF			19	57:45	57:45	5:46 min/km	10.3 km/h	
2212.	41	LEBLANC	495.F	21.M3F			19	56:07	57:46	5:46 min/km	10.3 km/h	
2213.	21	LAGACHE,	1718.M	867.SEM			19	55:53	57:46	5:46 min/km	10.3 km/h	
2214.	39	GARD, Elise	496.F	46.ESF			20	55:33	57:47	5:46 min/km	10.3 km/h	
2215.	81	BARBAUD,	1719.M	868.SEM			19	55:19	57:47	5:46 min/km	10.3 km/h	
2216.	10	BERTOUT,	1720.M	24.M5M			19	56:33	57:47	5:46 min/km	10.3 km/h	
2217.	64	FILY, Antoine	1721.M	81.M3M			19	55:54	57:49	5:46 min/km	10.3 km/h	
2218.	38	CHERNIHINA,	497.F	285.SEF			19	56:31	57:50	5:46 min/km	10.3 km/h	
2219.	36	ROYER,	498.F	47.ESF			20	56:16	57:51	5:47 min/km	10.3 km/h	
2220.	38	MAILLE,	499.F	286.SEF			19	56:00	57:52	5:47 min/km	10.3 km/h	
2221.	39	VERDON,	500.F	287.SEF			19	55:29	57:52	5:47 min/km	10.3 km/h	
2222.	17	DANG, Desa	1722.M	82.M3M			19	56:05	57:53	5:47 min/km	10.3 km/h	
2223.	65	NOEL, Bastien	1723.M	869.SEM			19	55:16	57:54	5:47 min/km	10.3 km/h	
2224.	18	BAUSSART,	1724.M	176.ESM			20	57:14	57:56	5:47 min/km	10.3 km/h	
2225.	38	JONNEAUX,	501.F	288.SEF			19	55:29	57:56	5:47 min/km	10.3 km/h	
2226.	38	WINCKELMA	502.F	289.SEF			19	55:29	57:58	5:47 min/km	10.3 km/h	
2227.	93	GALLET,	1725.M	177.ESM			20	56:28	57:59	5:47 min/km	10.3 km/h	
2228.	44	BOURBAO,	503.F	50.M1F			19	55:52	57:59	5:47 min/km	10.3 km/h	
2229.	94	DAUBERCOU	1726.M	178.ESM			20	55:42	58:00	5:47 min/km	10.3 km/h	
2230.	45	BROCHEN,	504.F	290.SEF			20	56:17	58:03	5:48 min/km	10.3 km/h	
2231.	43	ZAJAC,	505.F	51.M1F			19	55:22	58:04	5:48 min/km	10.3 km/h	
2232.	40	BOURGOIS,	506.F	291.SEF			19	56:42	58:04	5:48 min/km	10.3 km/h	
2233.	12	VAN	1727.M	63.M4M			19	56:42	58:04	5:48 min/km	10.3 km/h	
2234.	95	DUBOIS,	1728.M	179.ESM			20	56:10	58:06	5:48 min/km	10.3 km/h	
2235.	11	DUPUY,	1729.M	870.SEM			20	56:03	58:06	5:48 min/km	10.3 km/h	
2236.	18	CATINAUD,	1730.M	83.M3M			19	56:23	58:07	5:48 min/km	10.3 km/h	
2237.	40	FASQUEL,	1731.M	196.M0M			19	55:54	58:08	5:48 min/km	10.3 km/h	
2238.	41	BIGO, Chloé	507.F	292.SEF			19	56:17	58:08	5:48 min/km	10.3 km/h	
2239.	14	RAFRAY,	1732.M	871.SEM			19	56:18	58:09	5:48 min/km	10.3 km/h	
2240.	39	GUILLEMINO	508.F	24.M2F			19	56:05	58:09	5:48 min/km	10.3 km/h	
2241.	14	MARESCAUX,	1733.M	872.SEM			19	55:40	58:10	5:48 min/km	10.3 km/h	
2242.	40	JULIEN, Alice	509.F	293.SEF			20	55:58	58:11	5:49 min/km	10.3 km/h	
2243.	12	RIEU, Paul	1734.M	873.SEM			20	55:59	58:11	5:49 min/km	10.3 km/h	
2244.	45	ALVES DA	510.F	294.SEF			19	55:36	58:12	5:49 min/km	10.3 km/h	
2245.	44	MAZEAU,	511.F	295.SEF			19	56:17	58:12	5:49 min/km	10.3 km/h	
2246.	45	GALÁN,	512.F	296.SEF			19	56:30	58:13	5:49 min/km	10.3 km/h	
2247.	21	PALOS, Jorge	1735.M	120.M2M			19	57:20	58:15	5:49 min/km	10.3 km/h	
2248.	40	MIRABEL,	513.F	297.SEF			20	55:42	58:16	5:49 min/km	10.2 km/h	
2249.	40	VAEILLE,	514.F	298.SEF			20	56:10	58:17	5:49 min/km	10.2 km/h	

5km et 10km de l'Urban Trail de Lille

Résultats 10km - Label National

Pos.	Do	Nom	Sexe	Cat.	Nat.	A	Club	TNet	TBrut	Allure	Vitesse
2250.	40	CHARTON,	515.F	299.SEF			20	56:39	58:18	5:49 min/km	10.2 km/h
2251.	45	LACRESSON	516.F	22.M3F			19 ES ARQUES	57:04	58:20	5:49 min/km	10.2 km/h
2252.	45	HAEYAERT,	517.F	23.M3F			19	56:28	58:20	5:49 min/km	10.2 km/h
2253.	56	DANIEL,	1736.M	874.SEM			20	56:28	58:20	5:49 min/km	10.2 km/h
2254.	36	DEBUICHE,	518.F	300.SEF			19	56:27	58:21	5:50 min/km	10.2 km/h
2255.	16	DEMKO,	1737.M	64.M4M			19	56:29	58:24	5:50 min/km	10.2 km/h
2256.	37	BOUCAU,	519.F	52.M1F			19	56:04	58:24	5:50 min/km	10.2 km/h
2257.	38	RIOCHET,	520.F	301.SEF			19	55:59	58:25	5:50 min/km	10.2 km/h
2258.	87	CORNUAU,	1738.M	875.SEM			19	55:59	58:25	5:50 min/km	10.2 km/h
2259.	18	DIAS,	1739.M	876.SEM			19	56:44	58:26	5:50 min/km	10.2 km/h
2260.	43	DRIDI, Ibtihel	521.F	48.M0F			19	55:51	58:26	5:50 min/km	10.2 km/h
2261.	36	DELLEMOTTE	522.F	1.M7F			19 OSM LOMME	56:32	58:27	5:50 min/km	10.2 km/h
2262.	41	PEIXOTO,	523.F	49.M0F			19	55:27	58:28	5:50 min/km	10.2 km/h
2263.	17	MOTTE,	1740.M	197.M0M			19	55:27	58:28	5:50 min/km	10.2 km/h
2264.	19	BADJI, Abba	1741.M	198.M0M			19	57:10	58:29	5:50 min/km	10.2 km/h
2265.	44	SEGUINOT,	1742.M	877.SEM			19	57:07	58:30	5:50 min/km	10.2 km/h
2266.	38	CORLI,	524.F	50.M0F			19	56:49	58:35	5:51 min/km	10.2 km/h
2267.	56	LAGACHE,	1743.M	123.M1M			19	56:56	58:35	5:51 min/km	10.2 km/h
2268.	40	BOURGEOIS,	525.F	302.SEF			19	55:49	58:37	5:51 min/km	10.2 km/h
2269.	40	DEWYS,	526.F	51.M0F			19	57:28	58:38	5:51 min/km	10.2 km/h
2270.	15	CHOQUET,	1744.M	199.M0M			19	56:43	58:39	5:51 min/km	10.2 km/h
2271.	40	TISON, Elisa	527.F	10.JUF			20	56:27	58:39	5:51 min/km	10.2 km/h
2272.	37	ROUZÉ,	528.F	303.SEF			19	56:39	58:40	5:51 min/km	10.2 km/h
2273.	43	SCAMPS,	529.F	11.JUF			20	58:03	58:40	5:51 min/km	10.2 km/h
2274.	22	AGGUINI,	1745.M	878.SEM			19	56:39	58:40	5:51 min/km	10.2 km/h
2275.	45	FIQUET,	530.F	304.SEF			19	57:03	58:42	5:52 min/km	10.2 km/h
2276.	17	ILIEV, Plamen	1746.M	124.M1M			19	56:30	58:42	5:52 min/km	10.2 km/h
2277.	10	TENEVEAU,	1747.M	125.M1M			19	56:30	58:42	5:52 min/km	10.2 km/h
2278.	43	RAYNAL,	531.F	53.M1F			19	58:44	58:44	5:52 min/km	10.2 km/h
2279.	16	PACCOU,	1748.M	180.ESM			20	56:13	58:44	5:52 min/km	10.2 km/h
2280.	36	BONNIER,	532.F	54.M1F			19	55:53	58:45	5:52 min/km	10.2 km/h
2281.	38	MORTAMET,	533.F	4.M5F			19 CSCV HIRSON	58:19	58:46	5:52 min/km	10.2 km/h
2282.	91	MORTAMET,	1749.M	25.M5M			19 CSCV HIRSON	58:19	58:46	5:52 min/km	10.2 km/h
2283.	43	BERTHELOO	534.F	52.M0F			19	56:08	58:47	5:52 min/km	10.2 km/h
2284.	36	DEMKO,	535.F	24.M3F			19	56:57	58:51	5:53 min/km	10.1 km/h
2285.	40	TORZ, Anaïs	536.F	305.SEF			20	55:51	58:52	5:53 min/km	10.1 km/h
2286.	13	BEUVE,	1750.M	84.M3M			19	56:03	58:53	5:53 min/km	10.1 km/h
2287.	41	FOULQUIER,	537.F	306.SEF			20	57:11	58:56	5:53 min/km	10.1 km/h
2288.	44	DESSENNE,	538.F	307.SEF			20	57:06	58:56	5:53 min/km	10.1 km/h
2289.	38	DRUON, Nina	539.F	1.M8F			19	57:20	58:58	5:53 min/km	10.1 km/h
2290.	40	HERLEMONT,	540.F	48.ESF			20	56:34	59:01	5:54 min/km	10.1 km/h
2291.	11	MARIOT,	1751.M	181.ESM			20	56:34	59:01	5:54 min/km	10.1 km/h
2292.	37	DUJOUR,	541.F	308.SEF			19	56:45	59:01	5:54 min/km	10.1 km/h
2293.	74	SENGELIN,	1752.M	879.SEM			19 LE CLUB	56:46	59:02	5:54 min/km	10.1 km/h
2294.	45	FREALLE,	542.F	309.SEF			20	57:11	59:03	5:54 min/km	10.1 km/h

5km et 10km de l'Urban Trail de Lille

Résultats 10km - Label National

Pos.	Do	Nom	Sexe	Cat.	Nat.	A	Club	TNet	TBrut	Allure	Vitesse
2295.	45	GIBAUD,	543.F	310.SEF		20		56:52	59:04	5:54 min/km	10.1 km/h
2296.	42	AOUSTIN,	544.F	311.SEF		19		56:45	59:05	5:54 min/km	10.1 km/h
2297.	42	ROUSSEL,	545.F	312.SEF		19		56:45	59:05	5:54 min/km	10.1 km/h
2298.	42	WLODARCZY	546.F	313.SEF		20	ETOILE OIGNIES	56:29	59:05	5:54 min/km	10.1 km/h
2299.	39	BILLAUT,	547.F	12.JUF		20		56:53	59:05	5:54 min/km	10.1 km/h
2300.	40	RIBAILLIER,	548.F	314.SEF		20		56:07	59:06	5:54 min/km	10.1 km/h
2301.	13	HERNANDEZ,	1753.M	880.SEM		20		56:07	59:07	5:54 min/km	10.1 km/h
2302.	19	FLETCHER,	1754.M	126.M1M		19		56:30	59:07	5:54 min/km	10.1 km/h
2303.	38	JAMES,	549.F	315.SEF		19		56:46	59:07	5:54 min/km	10.1 km/h
2304.	43	SONNIC, Léa	550.F	316.SEF		19		57:26	59:09	5:54 min/km	10.1 km/h
2305.	40	DANSAERT,	551.F	317.SEF		20		56:38	59:09	5:54 min/km	10.1 km/h
2306.	60	MERCIER,	1755.M	881.SEM		20		58:11	59:11	5:55 min/km	10.1 km/h
2307.	60	JABLONKA,	552.F	25.M3F		19		56:32	59:13	5:55 min/km	10.1 km/h
2308.	40	MONES,	553.F	318.SEF		19	S/L LOOS	57:29	59:14	5:55 min/km	10.1 km/h
2309.	56	GROUSSARD	1756.M	182.ESM		20		57:38	59:15	5:55 min/km	10.1 km/h
2310.	45	DEBUE,	554.F	319.SEF		19		57:01	59:16	5:55 min/km	10.1 km/h
2311.	45	BENETEAU,	555.F	320.SEF		19		57:01	59:17	5:55 min/km	10.1 km/h
2312.	43	FRETIN,	556.F	55.M1F		19		56:55	59:18	5:55 min/km	10.1 km/h
2313.	56	DELAIRE,	1757.M	85.M3M		19		57:21	59:20	5:55 min/km	10.1 km/h
2314.	43	DELANNOY,	557.F	321.SEF		19		57:19	59:23	5:56 min/km	10.1 km/h
2315.	96	BEMKA,	1758.M	19.CAM		20		57:46	59:24	5:56 min/km	10.1 km/h
2316.	38	KUBIAK, Irina	558.F	322.SEF		19	CLUB SPORTIF	57:47	59:24	5:56 min/km	10.1 km/h
2317.	42	LOBRY,	559.F	53.M0F		19		56:59	59:25	5:56 min/km	10.0 km/h
2318.	18	ZIMMER,	1759.M	121.M2M		19		57:14	59:25	5:56 min/km	10.0 km/h
2319.	44	ESCANDE,	560.F	25.M2F		19		57:04	59:27	5:56 min/km	10.0 km/h
2320.	45	MASSIP,	1760.M	882.SEM		19		57:36	59:27	5:56 min/km	10.0 km/h
2321.	20	ESCANDE,	1761.M	122.M2M		19		57:04	59:27	5:56 min/km	10.0 km/h
2322.	77	PROFICET,	1762.M	883.SEM		20		57:40	59:28	5:56 min/km	10.0 km/h
2323.	40	HU, Bertille	561.F	323.SEF		19		56:53	59:29	5:56 min/km	10.0 km/h
2324.	10	SORRENTINO	1763.M	123.M2M		19		57:12	59:31	5:57 min/km	10.0 km/h
2325.	40	COPPENS,	562.F	324.SEF		20		57:17	59:31	5:57 min/km	10.0 km/h
2326.	40	GONZALEZ,	563.F	325.SEF		19		57:17	59:31	5:57 min/km	10.0 km/h
2327.	36	DELHOUTE,	564.F	326.SEF		19		57:53	59:31	5:57 min/km	10.0 km/h
2328.	56	BELE,	1764.M	884.SEM		19		57:53	59:31	5:57 min/km	10.0 km/h
2329.	41	COURMONT,	565.F	327.SEF		19		56:50	59:32	5:57 min/km	10.0 km/h
2330.	44	MERABET,	566.F	56.M1F		19		57:13	59:33	5:57 min/km	10.0 km/h
2331.	39	DILLIES,	567.F	328.SEF		19		57:38	59:33	5:57 min/km	10.0 km/h
2332.	38	TRAN, Evie	568.F	329.SEF		20		57:31	59:35	5:57 min/km	10.0 km/h
2333.	62	MARGEZ,	1765.M	200.M0M		19		56:42	59:36	5:57 min/km	10.0 km/h
2334.	40	CAILLAUD,	569.F	49.ESF		20		57:44	59:39	5:57 min/km	10.0 km/h
2335.	10	DENIEL,	1766.M	65.M4M		19		57:33	59:40	5:57 min/km	10.0 km/h
2336.	42	RICHE,	570.F	2.CAF		20		57:49	59:41	5:58 min/km	10.0 km/h
2337.	42	DE	571.F	330.SEF		19		57:21	59:41	5:58 min/km	10.0 km/h
2338.	40	AZAUQUUN,	572.F	331.SEF		19	S/L JOGGING ET	58:08	59:41	5:58 min/km	10.0 km/h
2339.	18	PROVOT,	1767.M	26.M5M		19		57:35	59:42	5:58 min/km	10.0 km/h

5km et 10km de l'Urban Trail de Lille

Résultats 10km - Label National

Pos.	Do	Nom	Sexe	Cat.	Nat.	A	Club	TNet	TBrut	Allure	Vitesse
2340.	60	TAKA, Maïlys	573.F	332.SEF		19		57:11	59:42	5:58 min/km	10.0 km/h
2341.	46	DUBUCQ,	1768.M	124.M2M		19		57:32	59:42	5:58 min/km	10.0 km/h
2342.	80	TIJDGAT,	1769.M	86.M3M		19		57:47	59:42	5:58 min/km	10.0 km/h
2343.	60	VANPOUILLE,	574.F	26.M2F		19		57:59	59:42	5:58 min/km	10.0 km/h
2344.	99	SUNDARARA	1770.M	885.SEM		19		57:42	59:44	5:58 min/km	10.0 km/h
2345.	10	CLAVIE, Gilles	1771.M	66.M4M		19		57:36	59:44	5:58 min/km	10.0 km/h
2346.	84	VASSEUR,	1772.M	127.M1M		19		57:38	59:45	5:58 min/km	10.0 km/h
2347.	38	AHR, Juliette	575.F	333.SEF		19		57:48	59:46	5:58 min/km	10.0 km/h
2348.	40	HÉAULME,	576.F	14.M4F		19		57:48	59:46	5:58 min/km	10.0 km/h
2349.	56	ADELAIDE,	1773.M	886.SEM		19		57:48	59:47	5:58 min/km	10.0 km/h
2350.	70	BENZBIR,	1774.M	128.M1M		19		56:42	59:47	5:58 min/km	10.0 km/h
2351.	38	BAYE, Julie	577.F	57.M1F		19		58:14	59:47	5:58 min/km	10.0 km/h
2352.	17	ABIVEN,	1775.M	887.SEM		20		57:17	59:47	5:58 min/km	10.0 km/h
2353.	42	WINTREBERT	578.F	334.SEF		20		57:17	59:47	5:58 min/km	10.0 km/h
2354.	41	VISTICOT,	579.F	335.SEF		19		57:48	59:50	5:58 min/km	10.0 km/h
2355.	14	GALLOO,	1776.M	888.SEM		19		57:47	59:50	5:58 min/km	10.0 km/h
2356.	19	WERQUIN,	1777.M	125.M2M		19		57:55	59:51	5:59 min/km	10.0 km/h
2357.	37	GORNOUEC,	580.F	58.M1F		19	FREE RUNNERS	57:49	59:51	5:59 min/km	10.0 km/h
2358.	18	BLAMPAIN,	1778.M	87.M3M		19	S/L LEVAL	57:48	59:51	5:59 min/km	10.0 km/h
2359.	38	TIGROUDJA,	581.F	336.SEF		19		57:49	59:51	5:59 min/km	10.0 km/h
2360.	44	GALARME,	582.F	59.M1F		19		58:04	59:53	5:59 min/km	10.0 km/h
2361.	44	DELEAU,	583.F	54.M0F		19		58:04	59:53	5:59 min/km	10.0 km/h
2362.	44	FOVET, Alix	584.F	337.SEF		20		57:06	59:54	5:59 min/km	10.0 km/h
2363.	21	FOVET,	1779.M	67.M4M		19		57:07	59:55	5:59 min/km	10.0 km/h
2364.	36	GROGNET,	585.F	1.M6F		19		57:53	59:55	5:59 min/km	10.0 km/h
2365.	56	WATINE,	1780.M	889.SEM		20		57:44	59:57	5:59 min/km	10.0 km/h
2366.	42	THUMEREL,	586.F	338.SEF		20		58:06	59:58	5:59 min/km	10.0 km/h
2367.	40	GLEMBA,	587.F	339.SEF		19		57:40	59:59	5:59 min/km	10.0 km/h
2368.	42	DEGROOTE,	588.F	340.SEF		20		58:34	59:59	5:59 min/km	10.0 km/h
2369.	38	CZERNIAK,	589.F	55.M0F		19		57:20	59:59	5:59 min/km	10.0 km/h
2370.	40	RAPET,	590.F	341.SEF		19		57:49	1:00:03	6:00 min/km	9.9 km/h
2371.	39	MARTINET,	591.F	342.SEF		20		57:32	1:00:05	6:00 min/km	9.9 km/h
2372.	42	MULLIEZ,	1781.M	88.M3M		19		57:36	1:00:07	6:00 min/km	9.9 km/h
2373.	41	BACROIX,	592.F	343.SEF		19		58:02	1:00:09	6:00 min/km	9.9 km/h
2374.	39	BLANCONNIE	593.F	344.SEF		19		58:01	1:00:10	6:00 min/km	9.9 km/h
2375.	18	CONRATE,	1782.M	890.SEM		19		58:19	1:00:11	6:01 min/km	9.9 km/h
2376.	22	WIBEAU,	1783.M	891.SEM		19		58:19	1:00:12	6:01 min/km	9.9 km/h
2377.	38	LOPEZ, Clara	594.F	56.M0F		19		58:01	1:00:12	6:01 min/km	9.9 km/h
2378.	41	ANIER,	595.F	345.SEF		19		57:56	1:00:13	6:01 min/km	9.9 km/h
2379.	44	ANNE, Pronier	596.F	346.SEF		19		58:00	1:00:13	6:01 min/km	9.9 km/h
2380.	96	GAUDUIN,	1784.M	201.M0M		19		58:08	1:00:14	6:01 min/km	9.9 km/h
2381.	10	STRIPE,	1785.M	27.M5M		19		58:09	1:00:15	6:01 min/km	9.9 km/h
2382.	36	ROBERT,	597.F	57.M0F		19		1:00:15	1:00:15	6:01 min/km	9.9 km/h
2383.	69	BOUILLET,	1786.M	202.M0M		19		57:37	1:00:16	6:01 min/km	9.9 km/h
2384.	36	LANOY, Célia	598.F	58.M0F		19		58:06	1:00:16	6:01 min/km	9.9 km/h


























































































5km et 10km de l'Urban Trail de Lille

Résultats 10km - Label National

Pos.	Do	Nom	Sexe	Cat.	Nat.	A	Club	TNet	TBrut	Allure	Vitesse
2385.	41	WAGNER,	599.F	26.M3F	■	■	19 S/L ASPTT LILLE	57:56	1:00:17	6:01 min/km	9.9 km/h
2386.	15	TOUSSAINT,	1787.M	203.M0M	■	■	19	1:00:17	1:00:17	6:01 min/km	9.9 km/h
2387.	19	PIGACHE,	1788.M	68.M4M	■	■	19	58:18	1:00:18	6:01 min/km	9.9 km/h
2388.	44	PIHEN,	600.F	347.SEF	■	■	19	1:00:20	1:00:20	6:01 min/km	9.9 km/h
2389.	79	TRIOUX,	1789.M	204.M0M	■	■	19	58:08	1:00:21	6:02 min/km	9.9 km/h
2390.	38	DUCATILLON,	601.F	348.SEF	■	■	19	58:14	1:00:22	6:02 min/km	9.9 km/h
2391.	43	PHILIPPE,	602.F	349.SEF	■	■	19	58:12	1:00:23	6:02 min/km	9.9 km/h
2392.	18	VIDAUD,	1790.M	69.M4M	■	■	19	57:57	1:00:23	6:02 min/km	9.9 km/h
2393.	40	RIMASSON,	603.F	350.SEF	■	■	19	57:51	1:00:24	6:02 min/km	9.9 km/h
2394.	13	CORNILLE,	1791.M	892.SEM	■	■	19	57:51	1:00:24	6:02 min/km	9.9 km/h
2395.	17	CLOT, Vincent	1792.M	129.M1M	■	■	19	58:21	1:00:24	6:02 min/km	9.9 km/h
2396.	44	LECLERCQ,	604.F	13.JUF	■	■	20	59:49	1:00:26	6:02 min/km	9.9 km/h
2397.	38	MATHON,	605.F	60.M1F	■	■	19	58:43	1:00:28	6:02 min/km	9.9 km/h
2398.	39	BOYAVAL,	606.F	351.SEF	■	■	19	58:39	1:00:29	6:02 min/km	9.9 km/h
2399.	40	KOSKA,	607.F	352.SEF	■	■	19	58:09	1:00:30	6:02 min/km	9.9 km/h
2400.	98	OGNIBENE,	1793.M	893.SEM	■	■	19	57:49	1:00:31	6:03 min/km	9.9 km/h
2401.	38	BURIE,	608.F	27.M3F	■	■	19 RONCHIN	58:18	1:00:32	6:03 min/km	9.9 km/h
2402.	39	LEVACHER-S	609.F	15.M4F	■	■	19 S/L EA DU	58:35	1:00:33	6:03 min/km	9.9 km/h
2403.	43	BLONDEL,	610.F	27.M2F	■	■	19	58:34	1:00:34	6:03 min/km	9.9 km/h
2404.	19	BLONDEL,	1794.M	126.M2M	■	■	19	58:34	1:00:34	6:03 min/km	9.9 km/h
2405.	44	MAIGNAN,	611.F	353.SEF	■	■	19	57:50	1:00:34	6:03 min/km	9.9 km/h
2406.	39	GILLET,	612.F	354.SEF	■	■	19	58:44	1:00:35	6:03 min/km	9.9 km/h
2407.	56	MAISON,	1795.M	894.SEM	■	■	19	58:06	1:00:37	6:03 min/km	9.8 km/h
2408.	51	VIGNIER,	1796.M	4.M7M	■	■	19	58:42	1:00:39	6:03 min/km	9.8 km/h
2409.	57	DEVAUX,	1797.M	14.M6M	■	■	19	58:16	1:00:41	6:04 min/km	9.8 km/h
2410.	40	LAUGER,	613.F	61.M1F	■	■	19	58:54	1:00:41	6:04 min/km	9.8 km/h
2411.	19	LÉCRIGNY,	1798.M	70.M4M	■	■	19	58:49	1:00:42	6:04 min/km	9.8 km/h
2412.	43	LECRIGNY,	614.F	28.M2F	■	■	19	58:49	1:00:42	6:04 min/km	9.8 km/h
2413.	36	DUTERTRE,	615.F	59.M0F	■	■	19	58:34	1:00:44	6:04 min/km	9.8 km/h
2414.	10	DECAIX,	1799.M	895.SEM	■	■	19	57:53	1:00:44	6:04 min/km	9.8 km/h
2415.	37	BERNARD,	616.F	355.SEF	■	■	19	57:58	1:00:44	6:04 min/km	9.8 km/h
2416.	38	LIGONNIERE,	617.F	356.SEF	■	■	19	58:56	1:00:45	6:04 min/km	9.8 km/h
2417.	37	CORDUANT,	618.F	28.M3F	■	■	19	58:29	1:00:46	6:04 min/km	9.8 km/h
2418.	37	HUS, Judith	619.F	357.SEF	■	■	19	58:09	1:00:47	6:04 min/km	9.8 km/h
2419.	38	RODIER,	620.F	50.SEF	■	■	20	59:05	1:00:51	6:05 min/km	9.8 km/h
2420.	36	DUSERRE,	621.F	29.M2F	■	■	19	58:10	1:00:53	6:05 min/km	9.8 km/h
2421.	39	HOLIN,	622.F	29.M3F	■	■	19	58:42	1:00:54	6:05 min/km	9.8 km/h
2422.	60	JAKUBEK,	623.F	358.SEF	■	■	19	58:41	1:00:54	6:05 min/km	9.8 km/h
2423.	16	D'HAESE,	1800.M	130.M1M	■	■	19	58:13	1:00:55	6:05 min/km	9.8 km/h
2424.	41	VASSEUR,	624.F	359.SEF	■	■	19	58:36	1:00:56	6:05 min/km	9.8 km/h
2425.	14	VASSEUR,	1801.M	205.M0M	■	■	19	58:37	1:00:56	6:05 min/km	9.8 km/h
2426.	43	DOMISE,	625.F	360.SEF	■	■	19	58:35	1:00:56	6:05 min/km	9.8 km/h
2427.	19	DRACON,	1802.M	896.SEM	■	■	19	58:35	1:00:57	6:05 min/km	9.8 km/h
2428.	36	FAIZ, Sarah	626.F	60.M0F	■	■	19	59:17	1:00:57	6:05 min/km	9.8 km/h
2429.	40	DELMARE,	627.F	61.M0F	■	■	19	58:39	1:01:00	6:05 min/km	9.8 km/h

5km et 10km de l'Urban Trail de Lille

Résultats 10km - Label National

Pos.	Do	Nom	Sexe	Cat.	Nat.	A	Club	TNet	TBrut	Allure	Vitesse	
2430.	38	FAUQUEMBE	628.F	361.SEF			19	57:57	1:01:00	6:05 min/km	9.8 km/h	
2431.	37	AELBRECHT,	629.F	62.M0F			19	58:27	1:01:02	6:06 min/km	9.8 km/h	
2432.	11	PAILLERET,	1803.M	897.SEM			20	58:22	1:01:04	6:06 min/km	9.8 km/h	
2433.	59	DEVISME,	1804.M	206.M0M			19	58:46	1:01:04	6:06 min/km	9.8 km/h	
2434.	16	MIELCAREK,	1805.M	131.M1M			19	58:37	1:01:05	6:06 min/km	9.8 km/h	
2435.	38	ROUSSELLE,	630.F	362.SEF			20	58:35	1:01:06	6:06 min/km	9.8 km/h	
2436.	45	DELEBARRE,	631.F	63.M0F			19	58:55	1:01:07	6:06 min/km	9.8 km/h	
2437.	12	FRANÇOIS,	1806.M	15.M6M			19	58:40	1:01:08	6:06 min/km	9.8 km/h	
2438.	40	DEPREZ,	632.F	2.M6F			19	58:40	1:01:09	6:06 min/km	9.8 km/h	
2439.	41	SCHOROCHO	633.F	363.SEF			20	59:00	1:01:09	6:06 min/km	9.8 km/h	
2440.	36	VERDONCKT,	634.F	364.SEF			20	59:37	1:01:10	6:06 min/km	9.8 km/h	
2441.	60	TAN, Yoline	635.F	365.SEF			19	59:29	1:01:11	6:07 min/km	9.8 km/h	
2442.	10	PARELLE,	1807.M	898.SEM			20	59:29	1:01:11	6:07 min/km	9.8 km/h	
2443.	40	MAIRE-AMIOT	636.F	366.SEF			20	1:00:51	1:01:13	6:07 min/km	9.8 km/h	
2444.	44	LESTANG,	637.F	367.SEF			19	58:24	1:01:16	6:07 min/km	9.7 km/h	
2445.	37	HOUEL,	638.F	64.M0F			19	59:00	1:01:17	6:07 min/km	9.7 km/h	
2446.	44	SICART,	639.F	368.SEF			19	59:00	1:01:18	6:07 min/km	9.7 km/h	
2447.	44	DIGEON,	640.F	369.SEF			19	1:01:19	1:01:19	6:07 min/km	9.7 km/h	
2448.	38	WUCHER,	641.F	370.SEF			19	59:06	1:01:19	6:07 min/km	9.7 km/h	
2449.	16	GRANSARD,	1808.M	28.M5M			19	58:23	1:01:20	6:07 min/km	9.7 km/h	
2450.	36	DEVAUX,	642.F	65.M0F			19	59:38	1:01:20	6:07 min/km	9.7 km/h	
2451.	16	TRICART,	1809.M	207.M0M			19	59:38	1:01:20	6:07 min/km	9.7 km/h	
2452.	51	VANSTABEL,	1810.M	208.M0M			19	59:38	1:01:20	6:07 min/km	9.7 km/h	
2453.	36	CARISSIMO,	643.F	371.SEF			19	59:08	1:01:21	6:08 min/km	9.7 km/h	
2454.	21	MOREL, David	1811.M	127.M2M			19	58:37	1:01:21	6:08 min/km	9.7 km/h	
2455.	78	LANO, David	1812.M	71.M4M			19	S/L ASIC ORRY	59:27	1:01:24	6:08 min/km	9.7 km/h
2456.	52	XU, Thierry	1813.M	899.SEM			20	58:48	1:01:25	6:08 min/km	9.7 km/h	
2457.	60	MOMBRUN,	644.F	66.M0F			19	59:12	1:01:27	6:08 min/km	9.7 km/h	
2458.	37	THOUMAZOU	645.F	372.SEF			20	1:00:18	1:01:27	6:08 min/km	9.7 km/h	
2459.	45	FOUVILLE,	646.F	373.SEF			20	59:12	1:01:28	6:08 min/km	9.7 km/h	
2460.	45	JOLYOT,	647.F	67.M0F			19	59:42	1:01:29	6:08 min/km	9.7 km/h	
2461.	77	LEFÈVRE,	1814.M	209.M0M			19	59:00	1:01:30	6:08 min/km	9.7 km/h	
2462.	19	BORTKO,	1815.M	132.M1M			19	58:44	1:01:33	6:09 min/km	9.7 km/h	
2463.	43	BORTKO,	648.F	68.M0F			19	58:45	1:01:33	6:09 min/km	9.7 km/h	
2464.	13	MANTEAU,	1816.M	900.SEM			19	59:12	1:01:34	6:09 min/km	9.7 km/h	
2465.	44	HELDENBER	649.F	374.SEF			19	59:37	1:01:35	6:09 min/km	9.7 km/h	
2466.	43	GAUTIER,	650.F	375.SEF			19	59:37	1:01:35	6:09 min/km	9.7 km/h	
2467.	41	BEULQUE, Jil	651.F	376.SEF			19	1:00:12	1:01:36	6:09 min/km	9.7 km/h	
2468.	42	RENARD,	652.F	377.SEF			20	59:33	1:01:37	6:09 min/km	9.7 km/h	
2469.	44	GOUTNER,	653.F	378.SEF			19	59:02	1:01:38	6:09 min/km	9.7 km/h	
2470.	38	HURSTEL,	654.F	379.SEF			19	59:24	1:01:38	6:09 min/km	9.7 km/h	
2471.	42	MARUEJOUL	655.F	51.ESF			20	59:27	1:01:40	6:09 min/km	9.7 km/h	
2472.	16	DIERS,	1817.M	72.M4M			19	59:08	1:01:41	6:10 min/km	9.7 km/h	
2473.	42	DIERS, Estelle	656.F	380.SEF			19	59:08	1:01:42	6:10 min/km	9.7 km/h	
2474.	39	BOURGEOIS,	657.F	52.ESF			20	59:08	1:01:42	6:10 min/km	9.7 km/h	

5km et 10km de l'Urban Trail de Lille

Résultats 10km - Label National

Pos.	Do	Nom	Sexe	Cat.	Nat.	A	Club	TNet	TBrut	Allure	Vitesse	
2475.	38	LEEMANS	658.F	69.M0F			19	59:27	1:01:43	6:10 min/km	9.7 km/h	
2476.	15	MARIANI,	1818.M	210.M0M			19	58:18	1:01:43	6:10 min/km	9.7 km/h	
2477.	71	BEAUDRAPS,	1819.M	16.M6M			19	59:51	1:01:46	6:10 min/km	9.7 km/h	
2478.	42	SYMOEN, Evy	659.F	30.M2F			19	58:50	1:01:47	6:10 min/km	9.7 km/h	
2479.	41	GARCIA,	660.F	381.SEF			20	59:07	1:01:50	6:10 min/km	9.7 km/h	
2480.	42	DAMMARETZ,	661.F	382.SEF			20	59:26	1:01:50	6:10 min/km	9.7 km/h	
2481.	17	ALLARD,	1820.M	901.SEM			19	59:01	1:01:50	6:10 min/km	9.7 km/h	
2482.	94	NEAU,	1821.M	89.M3M			19	59:10	1:01:51	6:11 min/km	9.7 km/h	
2483.	38	FOULON,	662.F	30.M3F			19	59:10	1:01:51	6:11 min/km	9.7 km/h	
2484.	40	BALLIGAND,	663.F	31.M3F			19	59:09	1:01:51	6:11 min/km	9.7 km/h	
2485.	93	BOUCHEND'H	1822.M	902.SEM			19	59:45	1:01:52	6:11 min/km	9.6 km/h	
2486.	38	SUDARA,	664.F	383.SEF			19	59:45	1:01:52	6:11 min/km	9.6 km/h	
2487.	38	DELMAS,	665.F	16.M4F			19	59:23	1:01:54	6:11 min/km	9.6 km/h	
2488.	42	LARDIER,	666.F	384.SEF			20	59:30	1:01:54	6:11 min/km	9.6 km/h	
2489.	60	CARON,	667.F	385.SEF			20	59:39	1:01:55	6:11 min/km	9.6 km/h	
2490.	45	ROGUET,	668.F	386.SEF			20	59:38	1:01:55	6:11 min/km	9.6 km/h	
2491.	10	MAGNIER,	1823.M	903.SEM			20	59:32	1:01:56	6:11 min/km	9.6 km/h	
2492.	60	DEBAS,	669.F	53.ESF			20	S/L LILLE UC	59:37	1:01:57	6:11 min/km	9.6 km/h
2493.	40	CARON,	670.F	387.SEF			20	59:51	1:01:59	6:11 min/km	9.6 km/h	
2494.	38	DANNEQUIN,	671.F	70.M0F			19	59:11	1:02:03	6:12 min/km	9.6 km/h	
2495.	38	ADINOLFI,	672.F	62.M1F			19	59:12	1:02:03	6:12 min/km	9.6 km/h	
2496.	41	SISTO, Naima	673.F	5.M5F			19	S/L JEUMONT	1:00:43	1:02:04	6:12 min/km	9.6 km/h
2497.	44	DEVUYST,	674.F	388.SEF			19	59:57	1:02:06	6:12 min/km	9.6 km/h	
2498.	38	ZOUNGRANA,	675.F	63.M1F			19	1:00:05	1:02:06	6:12 min/km	9.6 km/h	
2499.	45	DUPONT,	676.F	71.M0F			19	59:51	1:02:07	6:12 min/km	9.6 km/h	
2500.	11	WAUQUIER,	1824.M	904.SEM			19	59:58	1:02:07	6:12 min/km	9.6 km/h	
2501.	45	DESMET,	677.F	31.M2F			19	59:45	1:02:07	6:12 min/km	9.6 km/h	
2502.	38	CROIZE,	678.F	54.ESF			20	1:00:22	1:02:07	6:12 min/km	9.6 km/h	
2503.	41	FRIZON,	679.F	32.M3F			19	1:00:23	1:02:07	6:12 min/km	9.6 km/h	
2504.	36	BEZOTTE,	680.F	64.M1F			19	59:35	1:02:08	6:12 min/km	9.6 km/h	
2505.	36	DEBUICHE,	681.F	389.SEF			19	1:00:06	1:02:09	6:12 min/km	9.6 km/h	
2506.	37	AUBINEAU,	682.F	390.SEF			19	59:50	1:02:10	6:12 min/km	9.6 km/h	
2507.	12	COSENZA,	1825.M	133.M1M			19	59:54	1:02:10	6:12 min/km	9.6 km/h	
2508.	38	DUBOIS, Elise	683.F	391.SEF			19	59:56	1:02:13	6:13 min/km	9.6 km/h	
2509.	21	HENRIQUES,	1826.M	183.ESM			20	59:26	1:02:14	6:13 min/km	9.6 km/h	
2510.	45	CAMBIER,	684.F	17.M4F			19	1:00:19	1:02:14	6:13 min/km	9.6 km/h	
2511.	45	CAMBIER,	685.F	72.M0F			19	1:00:19	1:02:14	6:13 min/km	9.6 km/h	
2512.	89	CORDIER,	1827.M	905.SEM			19	59:56	1:02:15	6:13 min/km	9.6 km/h	
2513.	12	CHANTY,	1828.M	906.SEM			19	1:00:38	1:02:17	6:13 min/km	9.6 km/h	
2514.	64	SIMON,	1829.M	907.SEM			19	1:00:13	1:02:18	6:13 min/km	9.6 km/h	
2515.	14	DE MARCO,	1830.M	908.SEM			19	1:00:01	1:02:19	6:13 min/km	9.6 km/h	
2516.	41	MACHADO,	686.F	392.SEF			19	1:00:01	1:02:19	6:13 min/km	9.6 km/h	
2517.	17	BARDZINSKI,	1831.M	909.SEM			19	59:32	1:02:19	6:13 min/km	9.6 km/h	
2518.	56	DALLEMAGN	1832.M	134.M1M			19	59:48	1:02:21	6:14 min/km	9.6 km/h	
2519.	37	GANIVET,	687.F	393.SEF			20	59:23	1:02:21	6:14 min/km	9.6 km/h	








































5km et 10km de l'Urban Trail de Lille

Résultats 10km - Label National

Pos.	Do	Nom	Sexe	Cat.	Nat.	A	Club	TNet	TBrut	Allure	Vitesse
2520.	37	JERDIOUI,	688.F	73.M0F		19		59:50	1:02:23	6:14 min/km	9.6 km/h
2521.	42	HAVART,	689.F	394.SEF		20		59:56	1:02:24	6:14 min/km	9.6 km/h
2522.	74	RACHESBOE	1833.M	184.ESM		20		59:57	1:02:27	6:14 min/km	9.6 km/h
2523.	13	WATRELOT,	1834.M	128.M2M		19		59:59	1:02:27	6:14 min/km	9.6 km/h
2524.	37	MILBLED,	690.F	55.ESF		20		59:57	1:02:27	6:14 min/km	9.6 km/h
2525.	45	NANIN,	691.F	395.SEF		19		1:00:13	1:02:28	6:14 min/km	9.6 km/h
2526.	55	POULAIN,	1835.M	90.M3M		19		1:00:13	1:02:28	6:14 min/km	9.6 km/h
2527.	56	WATINE,	1836.M	910.SEM		19		1:00:46	1:02:32	6:15 min/km	9.5 km/h
2528.	19	TRAFORETTI,	1837.M	211.M0M		19		59:47	1:02:32	6:15 min/km	9.5 km/h
2529.	39	FERREIRA,	692.F	396.SEF		20	S/L LILLE UC	1:00:18	1:02:33	6:15 min/km	9.5 km/h
2530.	19	GARIN,	1838.M	911.SEM		19		59:22	1:02:34	6:15 min/km	9.5 km/h
2531.	36	POLLET,	693.F	32.M2F		19		1:00:33	1:02:37	6:15 min/km	9.5 km/h
2532.	98	FONSON,	1839.M	912.SEM		19		59:54	1:02:38	6:15 min/km	9.5 km/h
2533.	38	ACHOURI,	694.F	397.SEF		20		59:54	1:02:38	6:15 min/km	9.5 km/h
2534.	56	BEAUVENTR	1840.M	73.M4M		19		1:00:40	1:02:38	6:15 min/km	9.5 km/h
2535.	42	BLAMPAIN,	695.F	33.M2F		19	S/L LEVAL	1:00:19	1:02:39	6:15 min/km	9.5 km/h
2536.	43	DE	696.F	65.M1F		19		1:00:18	1:02:41	6:16 min/km	9.5 km/h
2537.	60	VADELORGE,	697.F	398.SEF		19		1:00:16	1:02:41	6:16 min/km	9.5 km/h
2538.	45	ALEXANDRE,	698.F	66.M1F		19		1:00:15	1:02:44	6:16 min/km	9.5 km/h
2539.	81	HEMBERT,	1841.M	913.SEM		20		1:00:15	1:02:46	6:16 min/km	9.5 km/h
2540.	39	POSSON,	699.F	399.SEF		19		1:00:25	1:02:46	6:16 min/km	9.5 km/h
2541.	16	DURETETE,	1842.M	29.M5M		19		1:00:57	1:02:46	6:16 min/km	9.5 km/h
2542.	40	CAMILLE,	700.F	400.SEF		19		1:00:22	1:02:46	6:16 min/km	9.5 km/h
2543.	42	DURETÊTE,	701.F	74.M0F		19		1:00:58	1:02:46	6:16 min/km	9.5 km/h
2544.	40	VERDELLE,	702.F	401.SEF		19		1:00:21	1:02:47	6:16 min/km	9.5 km/h
2545.	37	THEPAUT,	703.F	67.M1F		19		59:54	1:02:48	6:16 min/km	9.5 km/h
2546.	40	DZIENGELEW	704.F	75.M0F		19		1:00:30	1:02:48	6:16 min/km	9.5 km/h
2547.	18	CHAMPENOI	1843.M	914.SEM		19		1:00:18	1:02:51	6:17 min/km	9.5 km/h
2548.	12	AMPE,	1844.M	74.M4M		19	S/L AC	1:00:57	1:02:54	6:17 min/km	9.5 km/h
2549.	57	DE LA	1845.M	185.ESM		20		1:00:22	1:02:55	6:17 min/km	9.5 km/h
2550.	11	LEFIN, Julien	1846.M	135.M1M		19		1:00:22	1:02:56	6:17 min/km	9.5 km/h
2551.	57	DE	1847.M	915.SEM		20		1:00:47	1:02:59	6:17 min/km	9.5 km/h
2552.	62	DHALLUIN,	1848.M	129.M2M		19		1:01:00	1:03:00	6:17 min/km	9.5 km/h
2553.	44	BOULANGER,	705.F	402.SEF		20		1:01:11	1:03:03	6:18 min/km	9.5 km/h
2554.	60	BOURSIER,	706.F	68.M1F		19		1:00:25	1:03:06	6:18 min/km	9.5 km/h
2555.	22	DUQUESNE,	1849.M	916.SEM		19		1:01:23	1:03:11	6:19 min/km	9.4 km/h
2556.	86	FABRE, Lucas	1850.M	917.SEM		19		1:01:23	1:03:12	6:19 min/km	9.4 km/h
2557.	21	LEDIEU,	1851.M	918.SEM		20		1:01:11	1:03:15	6:19 min/km	9.4 km/h
2558.	42	BRUCKLER,	707.F	403.SEF		20		1:01:15	1:03:17	6:19 min/km	9.4 km/h
2559.	16	DEBEAUMON	1852.M	919.SEM		19		1:00:32	1:03:18	6:19 min/km	9.4 km/h
2560.	19	LOBJOIS,	1853.M	920.SEM		20		1:00:59	1:03:20	6:19 min/km	9.4 km/h
2561.	11	MARTINEZ,	1854.M	921.SEM		19		1:01:14	1:03:21	6:20 min/km	9.4 km/h
2562.	40	DORDAIN,	708.F	404.SEF		19		1:00:46	1:03:23	6:20 min/km	9.4 km/h
2563.	42	SELLIER,	1855.M	922.SEM		19		1:00:11	1:03:23	6:20 min/km	9.4 km/h
2564.	43	SAINT, Alice	709.F	56.ESF		20		1:01:07	1:03:24	6:20 min/km	9.4 km/h

5km et 10km de l'Urban Trail de Lille

Résultats 10km - Label National

Pos.	Do	Nom	Sexe	Cat.	Nat.	A	Club	TNet	TBrut	Allure	Vitesse
2565.	21	ESCOBAR	1856.M	923.SEM		19		1:01:18	1:03:24	6:20 min/km	9.4 km/h
2566.	18	HASBROUCQ	1857.M	924.SEM		19		1:00:28	1:03:24	6:20 min/km	9.4 km/h
2567.	10	NORMAND,	1858.M	925.SEM		19		1:00:33	1:03:25	6:20 min/km	9.4 km/h
2568.	20	COUSTENOB	1859.M	926.SEM		19		1:01:00	1:03:25	6:20 min/km	9.4 km/h
2569.	63	PARIS, Johan	1860.M	136.M1M		19		1:00:57	1:03:26	6:20 min/km	9.4 km/h
2570.	39	HEIMBURGE	1861.M	75.M4M		19		1:01:02	1:03:27	6:20 min/km	9.4 km/h
2571.	13	LECLERCQ,	1862.M	927.SEM		20		1:00:54	1:03:27	6:20 min/km	9.4 km/h
2572.	40	BRAY, Laurine	710.F	405.SEF		19		1:00:53	1:03:27	6:20 min/km	9.4 km/h
2573.	42	URVOAZ,	711.F	406.SEF		19		1:01:15	1:03:31	6:21 min/km	9.4 km/h
2574.	39	VERREYDT,	712.F	34.M2F		19		1:00:44	1:03:33	6:21 min/km	9.4 km/h
2575.	38	SZCZYPA,	713.F	407.SEF		19		1:00:57	1:03:35	6:21 min/km	9.4 km/h
2576.	39	DAUCHEZ,	714.F	76.M0F		19		1:01:12	1:03:36	6:21 min/km	9.4 km/h
2577.	45	BORJA	715.F	69.M1F		19		1:00:46	1:03:36	6:21 min/km	9.4 km/h
2578.	37	HERRERA,	716.F	408.SEF		20		1:01:05	1:03:39	6:21 min/km	9.4 km/h
2579.	39	LOMBAERT,	717.F	35.M2F		19		1:01:12	1:03:39	6:21 min/km	9.4 km/h
2580.	19	LIMOUSIN,	1863.M	76.M4M		19		1:00:59	1:03:40	6:21 min/km	9.4 km/h
2581.	38	TIROT, Manon	718.F	409.SEF		19		1:01:07	1:03:41	6:22 min/km	9.4 km/h
2582.	38	BEAGUE,	719.F	410.SEF		19		1:01:08	1:03:42	6:22 min/km	9.4 km/h
2583.	40	FERRE,	720.F	18.M4F		19		1:01:49	1:03:42	6:22 min/km	9.4 km/h
2584.	40	MIRABEL,	721.F	411.SEF		20		1:01:08	1:03:42	6:22 min/km	9.4 km/h
2585.	80	LEFEBVRE,	1864.M	928.SEM		20		1:01:32	1:03:42	6:22 min/km	9.4 km/h
2586.	42	COEUGNET,	722.F	412.SEF		19		1:00:55	1:03:43	6:22 min/km	9.4 km/h
2587.	15	COEUGNET,	1865.M	929.SEM		20		1:00:56	1:03:44	6:22 min/km	9.4 km/h
2588.	44	BLEUNVEN,	723.F	57.ESF		20		1:01:22	1:03:46	6:22 min/km	9.4 km/h
2589.	44	BRUCHET,	724.F	58.ESF		20		1:01:24	1:03:46	6:22 min/km	9.4 km/h
2590.	36	SAUVEZ,	725.F	413.SEF		19	AC CAMBRAI	1:01:33	1:03:51	6:23 min/km	9.3 km/h
2591.	44	MERLEVEDE,	726.F	77.M0F		19		1:02:04	1:03:53	6:23 min/km	9.3 km/h
2592.	37	TROUART,	727.F	414.SEF		19		1:01:45	1:03:53	6:23 min/km	9.3 km/h
2593.	36	LERUSTE,	728.F	415.SEF		19		1:02:09	1:04:00	6:23 min/km	9.3 km/h
2594.	45	ROUZÉ, Lilou	729.F	59.ESF		20		1:01:23	1:04:02	6:24 min/km	9.3 km/h
2595.	41	VANDERSCH	730.F	416.SEF		19		1:01:30	1:04:03	6:24 min/km	9.3 km/h
2596.	37	TROUSSET,	731.F	417.SEF		19		1:01:33	1:04:04	6:24 min/km	9.3 km/h
2597.	43	DROCOURT,	732.F	418.SEF		19		1:02:36	1:04:04	6:24 min/km	9.3 km/h
2598.	13	FOURRIER,	1866.M	91.M3M		19		1:01:34	1:04:08	6:24 min/km	9.3 km/h
2599.	14	DARIN, David	1867.M	930.SEM		19		1:01:59	1:04:13	6:25 min/km	9.3 km/h
2600.	42	RONDELEZ,	733.F	419.SEF		19		1:02:51	1:04:16	6:25 min/km	9.3 km/h
2601.	38	MILLIARD,	734.F	420.SEF		19		1:01:56	1:04:18	6:25 min/km	9.3 km/h
2602.	11	DESCAMPS,	1868.M	931.SEM		19		1:02:05	1:04:20	6:25 min/km	9.3 km/h
2603.	47	GLAPA, Yann	1869.M	137.M1M		19		1:02:37	1:04:25	6:26 min/km	9.3 km/h
2604.	15	RICQUIERS,	1870.M	932.SEM		19		1:01:53	1:04:27	6:26 min/km	9.3 km/h
2605.	43	PARADIS,	735.F	78.M0F		19		1:01:48	1:04:28	6:26 min/km	9.3 km/h
2606.	41	MERTZ,	736.F	421.SEF		19		1:01:52	1:04:28	6:26 min/km	9.3 km/h
2607.	60	LEVEQUE,	737.F	422.SEF		20		1:01:55	1:04:28	6:26 min/km	9.3 km/h
2608.	16	LEMAIRE,	1871.M	212.M0M		19		1:02:01	1:04:29	6:26 min/km	9.3 km/h
2609.	20	MARIE,	1872.M	92.M3M		19		1:02:19	1:04:29	6:26 min/km	9.3 km/h














































5km et 10km de l'Urban Trail de Lille

Résultats 10km - Label National

Pos.	Do	Nom	Sexe	Cat.	Nat.	A	Club	TNet	TBrut	Allure	Vitesse
2610.	37	DELAY,	738.F	79.M0F		19		1:01:54	1:04:30	6:26 min/km	9.3 km/h
2611.	43	VANLEEFDAE	739.F	423.SEF		19		1:02:13	1:04:32	6:27 min/km	9.2 km/h
2612.	18	BABA, Samuel	1873.M	213.M0M		19		1:02:12	1:04:32	6:27 min/km	9.2 km/h
2613.	10	CABÉ, Nadau	1874.M	186.ESM		20		1:01:53	1:04:32	6:27 min/km	9.2 km/h
2614.	39	BELPERRON,	740.F	424.SEF		19		1:02:47	1:04:37	6:27 min/km	9.2 km/h
2615.	11	CARREZ,	1875.M	933.SEM		19		1:02:17	1:04:37	6:27 min/km	9.2 km/h
2616.	38	DE LAAGE,	741.F	80.M0F		19		1:01:56	1:04:39	6:27 min/km	9.2 km/h
2617.	11	SKROBALA,	1876.M	934.SEM		19		1:02:03	1:04:40	6:27 min/km	9.2 km/h
2618.	16	CAZIER,	1877.M	93.M3M		19		1:01:47	1:04:40	6:27 min/km	9.2 km/h
2619.	41	GILLARD,	742.F	425.SEF		19		1:01:43	1:04:42	6:28 min/km	9.2 km/h
2620.	22	BOUVIER	1878.M	138.M1M		19		1:01:49	1:04:42	6:28 min/km	9.2 km/h
2621.	38	LAUNAY,	743.F	19.M4F		19	ENDURANCE 72	1:03:32	1:04:44	6:28 min/km	9.2 km/h
2622.	60	CERMAK,	744.F	81.M0F		19		1:01:59	1:04:45	6:28 min/km	9.2 km/h
2623.	56	BARBÉ,	1879.M	214.M0M		19		1:01:59	1:04:45	6:28 min/km	9.2 km/h
2624.	38	CONSTANT,	745.F	426.SEF		19		1:02:43	1:04:51	6:29 min/km	9.2 km/h
2625.	40	MACKELBER	746.F	82.M0F		19		1:01:58	1:04:52	6:29 min/km	9.2 km/h
2626.	40	GUERIN DE	747.F	70.M1F		19		1:01:58	1:04:52	6:29 min/km	9.2 km/h
2627.	40	HENON,	748.F	71.M1F		19		1:01:59	1:04:52	6:29 min/km	9.2 km/h
2628.	20	JAN	1880.M	935.SEM		19		1:02:37	1:04:54	6:29 min/km	9.2 km/h
2629.	14	SWITALSKI,	1881.M	139.M1M		19		1:02:06	1:04:54	6:29 min/km	9.2 km/h
2630.	41	GODARD, Iris	749.F	427.SEF		19		1:02:15	1:04:54	6:29 min/km	9.2 km/h
2631.	60	DOUBLET,	750.F	33.M3F		19		1:02:33	1:04:55	6:29 min/km	9.2 km/h
2632.	45	DELPierre,	751.F	428.SEF		20		1:02:32	1:04:55	6:29 min/km	9.2 km/h
2633.	45	WATTELIER,	752.F	429.SEF		19		1:02:23	1:04:56	6:29 min/km	9.2 km/h
2634.	41	CARBONNIER	753.F	430.SEF		20		1:03:04	1:04:57	6:29 min/km	9.2 km/h
2635.	42	CARBONNIER	754.F	60.ESF		20		1:03:04	1:04:57	6:29 min/km	9.2 km/h
2636.	36	GAVEL,	755.F	6.M5F		19		1:02:23	1:04:58	6:29 min/km	9.2 km/h
2637.	18	COUTURE,	1882.M	94.M3M		19		1:02:35	1:04:58	6:29 min/km	9.2 km/h
2638.	37	WARYN, Lucie	756.F	431.SEF		20		1:02:18	1:05:00	6:29 min/km	9.2 km/h
2639.	37	GARIN, Lea	757.F	432.SEF		19		1:02:20	1:05:01	6:30 min/km	9.2 km/h
2640.	43	JEROME,	758.F	433.SEF		19		1:02:27	1:05:03	6:30 min/km	9.2 km/h
2641.	45	BARTHELS,	759.F	83.M0F		19		1:02:13	1:05:03	6:30 min/km	9.2 km/h
2642.	45	BACKELANDT	760.F	84.M0F		19		1:02:13	1:05:04	6:30 min/km	9.2 km/h
2643.	44	DEMEESTER	761.F	85.M0F		19		1:05:05	1:05:05	6:30 min/km	9.2 km/h
2644.	38	BIANCE,	762.F	86.M0F		19		1:03:25	1:05:05	6:30 min/km	9.2 km/h
2645.	10	BIERNACKI,	1883.M	187.ESM		20		1:02:16	1:05:07	6:30 min/km	9.2 km/h
2646.	43	PAILHASSAR,	763.F	434.SEF		19		1:02:45	1:05:07	6:30 min/km	9.2 km/h
2647.	43	DEVISSCHER	764.F	435.SEF		19		1:02:35	1:05:10	6:30 min/km	9.2 km/h
2648.	57	GAUTHIER,	1884.M	936.SEM		19		1:02:31	1:05:10	6:30 min/km	9.2 km/h
2649.	40	AGLAVE,	765.F	72.M1F		19	US	1:02:11	1:05:12	6:31 min/km	9.2 km/h
2650.	42	LESEIGNEUR	766.F	436.SEF		19		1:02:38	1:05:13	6:31 min/km	9.2 km/h
2651.	40	BAPTISTA,	767.F	36.M2F		19		1:02:57	1:05:14	6:31 min/km	9.1 km/h
2652.	38	LEMAIRE,	768.F	87.M0F		19		1:02:33	1:05:16	6:31 min/km	9.1 km/h
2653.	39	ALLANÇON,	769.F	61.ESF		20		1:02:43	1:05:17	6:31 min/km	9.1 km/h
2654.	42	TRISTANT,	770.F	20.M4F		19		1:02:25	1:05:18	6:31 min/km	9.1 km/h

5km et 10km de l'Urban Trail de Lille

Résultats 10km - Label National

Pos.	Do	Nom	Sexe	Cat.	Nat.	A	Club	TNet	TBrut	Allure	Vitesse
2655.	37	TRIOUX,	771.F	88.M0F		19		1:03:02	1:05:19	6:31 min/km	9.1 km/h
2656.	36	ELISA, Briot	772.F	437.SEF		19		1:02:48	1:05:21	6:32 min/km	9.1 km/h
2657.	44	DEMEESTER	773.F	438.SEF		19		1:02:49	1:05:23	6:32 min/km	9.1 km/h
2658.	40	DERVILLERS,	774.F	89.M0F		19		1:02:42	1:05:26	6:32 min/km	9.1 km/h
2659.	88	GUADAGNIN,	1885.M	937.SEM		19		1:03:41	1:05:30	6:32 min/km	9.1 km/h
2660.	44	COSTA,	775.F	439.SEF		19		1:03:41	1:05:30	6:32 min/km	9.1 km/h
2661.	42	CHALLITA,	776.F	440.SEF		19		1:02:44	1:05:30	6:32 min/km	9.1 km/h
2662.	42	LEDOUX,	777.F	62.ESF		20		1:03:03	1:05:31	6:33 min/km	9.1 km/h
2663.	11	KNOCKAERT,	1886.M	130.M2M		19		1:03:13	1:05:32	6:33 min/km	9.1 km/h
2664.	40	LAVALLÉE,	778.F	441.SEF		20	S/L ASPTT LILLE	1:03:01	1:05:43	6:34 min/km	9.1 km/h
2665.	19	DUSERRE,	1887.M	188.ESM		20		1:03:02	1:05:44	6:34 min/km	9.1 km/h
2666.	22	DUPONT,	1888.M	938.SEM		19		1:02:57	1:05:44	6:34 min/km	9.1 km/h
2667.	16	POKKER,	1889.M	140.M1M		19		1:03:23	1:05:46	6:34 min/km	9.1 km/h
2668.	43	LAVALLÉE,	779.F	63.ESF		20		1:03:09	1:05:52	6:35 min/km	9.1 km/h
2669.	44	MBADINGA,	780.F	442.SEF		19	S/L ASPTT LILLE	1:03:19	1:05:56	6:35 min/km	9.1 km/h
2670.	44	WILLOT,	781.F	90.M0F		19		1:03:12	1:05:56	6:35 min/km	9.1 km/h
2671.	45	RAYMOND,	782.F	443.SEF		19		1:03:26	1:06:01	6:36 min/km	9.0 km/h
2672.	43	BONNEROT,	783.F	91.M0F		19		1:03:16	1:06:06	6:36 min/km	9.0 km/h
2673.	37	CAPRON,	784.F	444.SEF		19		1:03:50	1:06:06	6:36 min/km	9.0 km/h
2674.	37	BONNINGUE,	785.F	445.SEF		19		1:03:41	1:06:07	6:36 min/km	9.0 km/h
2675.	39	TERRIER,	786.F	446.SEF		20		1:03:53	1:06:09	6:36 min/km	9.0 km/h
2676.	44	DUBOIS,	787.F	447.SEF		19		1:03:21	1:06:11	6:37 min/km	9.0 km/h
2677.	56	ROMBAUT,	1890.M	95.M3M		19		1:03:22	1:06:11	6:37 min/km	9.0 km/h
2678.	10	FIEVET,	1891.M	939.SEM		20		1:04:38	1:06:13	6:37 min/km	9.0 km/h
2679.	13	HAVERBEQU	1892.M	131.M2M		19		1:03:50	1:06:19	6:37 min/km	9.0 km/h
2680.	60	BOUDIER,	788.F	14.JUF		20		1:04:03	1:06:20	6:37 min/km	9.0 km/h
2681.	56	CONTE,	1893.M	40.JUM		20		1:04:04	1:06:21	6:38 min/km	9.0 km/h
2682.	37	QUINCHON,	789.F	448.SEF		19		1:03:53	1:06:23	6:38 min/km	9.0 km/h
2683.	41	JASKOLSKI,	790.F	34.M3F		19		1:03:40	1:06:25	6:38 min/km	9.0 km/h
2684.	41	DELBE,	791.F	73.M1F		19		1:03:40	1:06:25	6:38 min/km	9.0 km/h
2685.	45	FONDEUR,	792.F	449.SEF		19		1:03:34	1:06:25	6:38 min/km	9.0 km/h
2686.	56	LAFORGE,	1894.M	17.M6M		19		1:04:04	1:06:26	6:38 min/km	9.0 km/h
2687.	36	CHAPMAN,	793.F	21.M4F		19		1:03:58	1:06:27	6:38 min/km	9.0 km/h
2688.	37	BARISELLE,	794.F	35.M3F		19		1:04:15	1:06:31	6:39 min/km	9.0 km/h
2689.	43	WILLOT, Kelly	795.F	74.M1F		19		1:04:09	1:06:32	6:39 min/km	9.0 km/h
2690.	40	BARRIOL,	796.F	92.M0F		19		1:04:06	1:06:34	6:39 min/km	9.0 km/h
2691.	40	CRINON,	797.F	37.M2F		19		1:04:06	1:06:35	6:39 min/km	9.0 km/h
2692.	39	CAILLET,	798.F	64.ESF		20		1:05:03	1:06:38	6:39 min/km	9.0 km/h
2693.	43	SWAENEPOE	799.F	93.M0F		19		1:04:29	1:06:39	6:39 min/km	9.0 km/h
2694.	36	CAILLET,	800.F	15.JUF		20		1:05:05	1:06:40	6:39 min/km	9.0 km/h
2695.	41	MOREAU,	801.F	450.SEF		19		1:04:07	1:06:42	6:40 min/km	8.9 km/h
2696.	36	GILBERT,	802.F	451.SEF		19		1:03:57	1:06:43	6:40 min/km	8.9 km/h
2697.	36	CONQ,	803.F	22.M4F		19		1:03:59	1:06:44	6:40 min/km	8.9 km/h
2698.	40	MARTIN, Elisa	804.F	452.SEF		20		1:06:24	1:06:47	6:40 min/km	8.9 km/h
2699.	41	LEROY,	805.F	65.ESF		20		1:04:26	1:06:56	6:41 min/km	8.9 km/h

5km et 10km de l'Urban Trail de Lille

Résultats 10km - Label National

Pos.	Do	Nom	Sexe	Cat.	Nat.	A	Club	TNet	TBrut	Allure	Vitesse
2700.	15	THOMAS,	1895.M	940.SEM		20		1:04:26	1:06:56	6:41 min/km	8.9 km/h
2701.	57	BARTHELIS,	1896.M	215.M0M		19		1:04:08	1:06:59	6:41 min/km	8.9 km/h
2702.	16	DEBEAUMON	1897.M	941.SEM		19		1:04:12	1:06:59	6:41 min/km	8.9 km/h
2703.	21	VANMARCKE,	1898.M	942.SEM		19		1:04:29	1:07:00	6:41 min/km	8.9 km/h
2704.	57	CAPENDU,	1899.M	943.SEM		19		1:05:00	1:07:00	6:41 min/km	8.9 km/h
2705.	36	BRASIER,	806.F	453.SEF		19		1:05:01	1:07:00	6:41 min/km	8.9 km/h
2706.	17	DUMONT,	1900.M	944.SEM		19		1:04:23	1:07:02	6:42 min/km	8.9 km/h
2707.	22	VANDERHAG	1901.M	945.SEM		19		1:04:24	1:07:03	6:42 min/km	8.9 km/h
2708.	42	DESCAMPS,	807.F	454.SEF		19		1:04:26	1:07:03	6:42 min/km	8.9 km/h
2709.	42	DERAM,	808.F	94.M0F		19		1:05:19	1:07:07	6:42 min/km	8.9 km/h
2710.	42	LEGRU, Julie	809.F	455.SEF		20		1:04:34	1:07:10	6:42 min/km	8.9 km/h
2711.	44	VYTELINGUM	810.F	75.M1F		19		1:04:34	1:07:13	6:43 min/km	8.9 km/h
2712.	62	DUPIRE,	1902.M	132.M2M		19		1:04:33	1:07:13	6:43 min/km	8.9 km/h
2713.	45	★ DALBY, Lison	811.F	456.SEF		20		1:04:57	1:07:14	6:43 min/km	8.9 km/h
2714.	10	GAZALET,	1903.M	141.M1M		19		1:04:38	1:07:16	6:43 min/km	8.9 km/h
2715.	45	BONPAIN,	812.F	457.SEF		19		1:04:50	1:07:16	6:43 min/km	8.9 km/h
2716.	44	MALMARTEL,	813.F	458.SEF		19		1:04:47	1:07:17	6:43 min/km	8.9 km/h
2717.	45	★ BONPAIN,	814.F	459.SEF		19		1:04:52	1:07:17	6:43 min/km	8.9 km/h
2718.	39	DEBOSQUE,	815.F	3.M6F		19		1:05:14	1:07:17	6:43 min/km	8.9 km/h
2719.	41	BRUSSON,	816.F	95.M0F		19		1:04:23	1:07:19	6:43 min/km	8.9 km/h
2720.	45	ZALEWSKI,	817.F	460.SEF		19		1:04:43	1:07:19	6:43 min/km	8.9 km/h
2721.	11	SCHWENCK,	1904.M	946.SEM		19		1:04:24	1:07:20	6:43 min/km	8.9 km/h
2722.	43	TOURBIER,	1905.M	216.M0M		19		1:04:21	1:07:22	6:44 min/km	8.9 km/h
2723.	38	DÉCAUDIN,	818.F	36.M3F		19		1:04:40	1:07:26	6:44 min/km	8.8 km/h
2724.	40	DEWYS, Leïla	819.F	461.SEF		20		1:06:19	1:07:29	6:44 min/km	8.8 km/h
2725.	79	BINET, Emile	1906.M	189.ESM		20		1:06:10	1:07:31	6:45 min/km	8.8 km/h
2726.	43	CERVIA,	820.F	96.M0F		19		1:05:34	1:07:32	6:45 min/km	8.8 km/h
2727.	41	MONVOISIN,	821.F	97.M0F		19		1:04:47	1:07:32	6:45 min/km	8.8 km/h
2728.	66	CARON,	1907.M	133.M2M		19		1:05:08	1:07:33	6:45 min/km	8.8 km/h
2729.	66	BAGUE,	1908.M	142.M1M		19		1:05:09	1:07:33	6:45 min/km	8.8 km/h
2730.	45	DEVIIENNE,	822.F	462.SEF		19		1:05:02	1:07:34	6:45 min/km	8.8 km/h
2731.	40	DEVIIENNE,	823.F	463.SEF		19		1:05:03	1:07:35	6:45 min/km	8.8 km/h
2732.	38	MASSART,	824.F	464.SEF		19		1:04:50	1:07:37	6:45 min/km	8.8 km/h
2733.	37	DENYS,	825.F	465.SEF		19		1:05:04	1:07:41	6:46 min/km	8.8 km/h
2734.	14	VOREUX,	1909.M	5.M7M		19		1:05:48	1:07:43	6:46 min/km	8.8 km/h
2735.	36	PROVOT,	826.F	466.SEF		20		1:05:01	1:07:44	6:46 min/km	8.8 km/h
2736.	20	GAFFET, Paul	1910.M	947.SEM		20		1:05:15	1:07:48	6:46 min/km	8.8 km/h
2737.	21	BARBIER,	1911.M	948.SEM		19		1:05:09	1:07:49	6:46 min/km	8.8 km/h
2738.	20	BOYER,	1912.M	949.SEM		19		1:05:04	1:07:49	6:46 min/km	8.8 km/h
2739.	13	GREBET,	1913.M	950.SEM		19	FOULEES DE ST	1:05:08	1:07:51	6:47 min/km	8.8 km/h
2740.	42	GUERY,	827.F	76.M1F		19		1:04:41	1:07:52	6:47 min/km	8.8 km/h
2741.	41	DEBRABANT,	828.F	23.M4F		19		1:05:17	1:07:52	6:47 min/km	8.8 km/h
2742.	37	WAZÉ, Marion	829.F	467.SEF		19		1:04:59	1:07:53	6:47 min/km	8.8 km/h
2743.	39	BERNARD,	830.F	468.SEF		20		1:05:20	1:07:59	6:47 min/km	8.8 km/h
2744.	42	CASTELEIN,	831.F	469.SEF		20		1:05:25	1:08:01	6:48 min/km	8.8 km/h

5km et 10km de l'Urban Trail de Lille

Résultats 10km - Label National

Pos.	Do	Nom	Sexe	Cat.	Nat.	A	Club	TNet	TBrut	Allure	Vitesse
2745.	17	LAMAMRA, Ali	1914.M	951.SEM		19		1:05:32	1:08:04	6:48 min/km	8.8 km/h
2746.	76	SIMAO	1915.M	217.M0M		19		1:05:33	1:08:05	6:48 min/km	8.8 km/h
2747.	39	VERRIER,	832.F	98.M0F		19		1:05:50	1:08:11	6:49 min/km	8.8 km/h
2748.	97	LACAILLE,	1916.M	952.SEM		19		1:05:53	1:08:13	6:49 min/km	8.7 km/h
2749.	19	DESCOMBRI	1917.M	96.M3M		19		1:06:51	1:08:14	6:49 min/km	8.7 km/h
2750.	17	AGBODJAN,	1918.M	953.SEM		19		1:05:26	1:08:15	6:49 min/km	8.7 km/h
2751.	36	LECOCQ,	833.F	77.M1F		19		1:05:35	1:08:18	6:49 min/km	8.7 km/h
2752.	39	FREYCHAT,	834.F	470.SEF		19		1:05:55	1:08:19	6:49 min/km	8.7 km/h
2753.	45	CAMBRAY,	835.F	471.SEF		19		1:06:04	1:08:21	6:50 min/km	8.7 km/h
2754.	44	RIEDWEG,	836.F	472.SEF		19		1:05:57	1:08:22	6:50 min/km	8.7 km/h
2755.	43	PETIT,	837.F	473.SEF		19		1:06:25	1:08:23	6:50 min/km	8.7 km/h
2756.	17	DE	1919.M	97.M3M		19		1:05:36	1:08:25	6:50 min/km	8.7 km/h
2757.	42	VAN	838.F	99.M0F		19		1:05:51	1:08:28	6:50 min/km	8.7 km/h
2758.	41	PERRISSIN-PI	839.F	100.M0F		19		1:05:50	1:08:30	6:50 min/km	8.7 km/h
2759.	41	REMY, Brigitte	840.F	4.M6F		19		1:05:50	1:08:30	6:50 min/km	8.7 km/h
2760.	42	DEPUYDT,	841.F	474.SEF		19		1:05:48	1:08:32	6:51 min/km	8.7 km/h
2761.	37	DELESPIERR	842.F	24.M4F		19		1:06:05	1:08:42	6:52 min/km	8.7 km/h
2762.	37	CARNEVALI,	843.F	475.SEF		20		1:06:28	1:08:43	6:52 min/km	8.7 km/h
2763.	61	RIEDWEG,	1920.M	954.SEM		19		1:06:22	1:08:46	6:52 min/km	8.7 km/h
2764.	37	DAILLES,	844.F	476.SEF		19		1:06:22	1:08:46	6:52 min/km	8.7 km/h
2765.	40	DESCHAMPS,	845.F	5.M6F		19		1:06:03	1:08:47	6:52 min/km	8.7 km/h
2766.	37	SABRE,	846.F	477.SEF		19		1:05:47	1:08:49	6:52 min/km	8.7 km/h
2767.	60	BARDET,	847.F	478.SEF		20		1:06:16	1:08:50	6:52 min/km	8.7 km/h
2768.	65	VARLET,	1921.M	955.SEM		19		1:05:49	1:08:51	6:53 min/km	8.7 km/h
2769.	37	SANCHEZ,	848.F	37.M3F		19		1:06:00	1:08:51	6:53 min/km	8.7 km/h
2770.	36	GUERS,	849.F	101.M0F		19		1:06:27	1:08:53	6:53 min/km	8.7 km/h
2771.	40	VELORIO	850.F	102.M0F		19		1:06:43	1:09:00	6:53 min/km	8.6 km/h
2772.	45	GOYER, Elsa	851.F	479.SEF		20		1:06:42	1:09:02	6:54 min/km	8.6 km/h
2773.	40	CHOLET,	852.F	480.SEF		20		1:06:37	1:09:06	6:54 min/km	8.6 km/h
2774.	36	LEBLANC,	853.F	78.M1F		19		1:06:48	1:09:09	6:54 min/km	8.6 km/h
2775.	42	MAILLARD,	854.F	481.SEF		20		1:06:22	1:09:11	6:55 min/km	8.6 km/h
2776.	37	LECOCQ,	855.F	79.M1F		19		1:06:36	1:09:20	6:55 min/km	8.6 km/h
2777.	84	LECOCQ,	1922.M	143.M1M		19		1:06:36	1:09:21	6:56 min/km	8.6 km/h
2778.	45	ACHOUR,	856.F	38.M2F		19		1:06:41	1:09:22	6:56 min/km	8.6 km/h
2779.	43	GOLA, Cindy	857.F	103.M0F		19		1:06:31	1:09:25	6:56 min/km	8.6 km/h
2780.	42	BAPTISTE,	858.F	80.M1F		19		1:06:27	1:09:25	6:56 min/km	8.6 km/h
2781.	38	ROGEZ,	859.F	38.M3F		19		1:07:03	1:09:28	6:56 min/km	8.6 km/h
2782.	10	QUINQUIS,	1923.M	956.SEM		19		1:07:28	1:09:29	6:56 min/km	8.6 km/h
2783.	38	DELECOURT,	860.F	482.SEF		19		1:07:28	1:09:29	6:56 min/km	8.6 km/h
2784.	56	YOUF,	1924.M	957.SEM		19		1:06:36	1:09:32	6:57 min/km	8.6 km/h
2785.	39	DECUYPER,	861.F	483.SEF		19		1:06:36	1:09:33	6:57 min/km	8.6 km/h
2786.	42	MENET,	862.F	81.M1F		19		1:06:41	1:09:35	6:57 min/km	8.6 km/h
2787.	44	LEROY,	863.F	484.SEF		19		1:07:14	1:09:36	6:57 min/km	8.6 km/h
2788.	43	KARIM, Qurat	864.F	485.SEF		19		1:07:31	1:09:37	6:57 min/km	8.6 km/h
2789.	42	LEFEBVRE,	865.F	486.SEF		19		1:07:19	1:09:38	6:57 min/km	8.6 km/h



























































































5km et 10km de l'Urban Trail de Lille

Résultats 10km - Label National

Pos.	Do	Nom	Sexe	Cat.	Nat.	A	Club	TNet	TBrut	Allure	Vitesse
2790.	43	HOTTIN,	866.F	82.M1F		19		1:06:58	1:09:39	6:57 min/km	8.6 km/h
2791.	17	SURMONT,	1925.M	958.SEM		19		1:06:31	1:09:40	6:57 min/km	8.6 km/h
2792.	41	LEFEBVRE,	867.F	83.M1F		19		1:08:07	1:09:45	6:58 min/km	8.6 km/h
2793.	10	GAILLETON,	1926.M	218.M0M		19		1:07:03	1:09:48	6:58 min/km	8.5 km/h
2794.	21	FOVET, Axel	1927.M	959.SEM		19		1:06:58	1:09:49	6:58 min/km	8.5 km/h
2795.	39	DAVID,	868.F	487.SEF		20		1:07:10	1:09:52	6:59 min/km	8.5 km/h
2796.	40	ARZUR	869.F	488.SEF		19		1:07:13	1:09:55	6:59 min/km	8.5 km/h
2797.	56	LEJEUNE,	1928.M	960.SEM		19		1:06:58	1:09:57	6:59 min/km	8.5 km/h
2798.	38	COUTURE,	870.F	39.M2F		19		1:07:34	1:09:57	6:59 min/km	8.5 km/h
2799.	56	FERRAZ,	1929.M	961.SEM		19		1:06:58	1:09:57	6:59 min/km	8.5 km/h
2800.	38	POIGNET,	871.F	84.M1F		19		1:07:29	1:10:08	7:00 min/km	8.5 km/h
2801.	60	BRUNELLE,	872.F	489.SEF		19		1:07:30	1:10:19	7:01 min/km	8.5 km/h
2802.	45	BUKOWSKI,	873.F	490.SEF		20		1:07:24	1:10:19	7:01 min/km	8.5 km/h
2803.	44	ROUSSELLE,	874.F	491.SEF		19		1:07:32	1:10:21	7:02 min/km	8.5 km/h
2804.	39	ZERAOULIA,	875.F	16.JUF		20		1:08:34	1:10:24	7:02 min/km	8.5 km/h
2805.	10	ZERAOULIA,	1930.M	77.M4M		19	OSM LOMME	1:08:34	1:10:24	7:02 min/km	8.5 km/h
2806.	38	CARREZ,	876.F	104.M0F		19		1:08:07	1:10:28	7:02 min/km	8.5 km/h
2807.	93	CALLEWAER	1931.M	962.SEM		19		1:10:28	1:10:28	7:02 min/km	8.5 km/h
2808.	45	DE WILDE,	877.F	40.M2F		19		1:07:38	1:10:31	7:03 min/km	8.5 km/h
2809.	21	DE WILDE,	1932.M	134.M2M		19		1:07:38	1:10:31	7:03 min/km	8.5 km/h
2810.	14	DUMOULIN,	1933.M	135.M2M		19		1:07:38	1:10:31	7:03 min/km	8.5 km/h
2811.	69	SINNAEVE,	1934.M	963.SEM		19		1:08:02	1:10:39	7:03 min/km	8.4 km/h
2812.	36	COLEAU,	878.F	492.SEF		19		1:08:13	1:10:44	7:04 min/km	8.4 km/h
2813.	63	VILLEZ,	1935.M	219.M0M		19		1:08:56	1:10:58	7:05 min/km	8.4 km/h
2814.	41	CHARLES,	879.F	66.ESF		20		1:08:15	1:10:58	7:05 min/km	8.4 km/h
2815.	18	CHARLES,	1936.M	78.M4M		19	JOGGING	1:08:16	1:10:59	7:05 min/km	8.4 km/h
2816.	41	MOLLE, Odile	880.F	85.M1F		19		1:08:26	1:11:02	7:06 min/km	8.4 km/h
2817.	45	BEGHIN,	881.F	67.ESF		20		1:08:11	1:11:07	7:06 min/km	8.4 km/h
2818.	19	CHAUVIN,	1937.M	964.SEM		19		1:08:24	1:11:07	7:06 min/km	8.4 km/h
2819.	43	FRANCHOMM	882.F	493.SEF		19		1:08:24	1:11:07	7:06 min/km	8.4 km/h
2820.	63	RAMOLU,	1938.M	965.SEM		19		1:09:06	1:11:45	7:10 min/km	8.3 km/h
2821.	42	PARENT,	883.F	494.SEF		19		1:08:59	1:11:49	7:10 min/km	8.3 km/h
2822.	38	DHEYGERS,	884.F	495.SEF		19		1:09:20	1:11:53	7:11 min/km	8.3 km/h
2823.	38	FOVET,	885.F	25.M4F		19		1:09:08	1:12:00	7:11 min/km	8.3 km/h
2824.	44	THOMAS,	886.F	496.SEF		20		1:09:09	1:12:00	7:11 min/km	8.3 km/h
2825.	40	CHARTON,	887.F	497.SEF		19		1:09:18	1:12:03	7:12 min/km	8.3 km/h
2826.	13	BAX, Nicolas	1939.M	966.SEM		19		1:09:18	1:12:03	7:12 min/km	8.3 km/h
2827.	42	VERCRUYSS	888.F	498.SEF		19		1:09:08	1:12:05	7:12 min/km	8.3 km/h
2828.	36	LEMAIRE-LER	889.F	39.M3F		19		1:09:17	1:12:07	7:12 min/km	8.3 km/h
2829.	42	DERYCKE,	890.F	499.SEF		19		1:09:39	1:12:16	7:13 min/km	8.3 km/h
2830.	45	REGNIER, Lily	891.F	3.CAF		20		1:10:41	1:12:25	7:14 min/km	8.2 km/h
2831.	17	REGNIER,	1940.M	98.M3M		19		1:10:41	1:12:25	7:14 min/km	8.2 km/h
2832.	39	DONOU,	892.F	500.SEF		20		1:09:53	1:12:30	7:14 min/km	8.2 km/h
2833.	60	ACHOUR,	893.F	501.SEF		20		1:09:49	1:12:30	7:14 min/km	8.2 km/h
2834.	44	ROBIC,	894.F	502.SEF		19		1:09:48	1:12:41	7:16 min/km	8.2 km/h











5km et 10km de l'Urban Trail de Lille

Résultats 10km - Label National

Pos.	Do	Nom	Sexe	Cat.	Nat.	A	Club	TNet	TBrut	Allure	Vitesse
2835.	18	HASBROUCQ	1941.M	30.M5M			19	1:09:43	1:12:41	7:16 min/km	8.2 km/h
2836.	37	TAINMONT,	895.F	86.M1F			19	1:09:59	1:12:49	7:16 min/km	8.2 km/h
2837.	40	VAN, Céline	896.F	503.SEF			19	1:10:06	1:13:01	7:18 min/km	8.2 km/h
2838.	43	ISSOUANI,	897.F	504.SEF			19	1:11:09	1:13:02	7:18 min/km	8.2 km/h
2839.	42	COSSART,	898.F	505.SEF			20	1:10:26	1:13:05	7:18 min/km	8.2 km/h
2840.	42	COSSART,	899.F	26.M4F			19	1:10:26	1:13:05	7:18 min/km	8.2 km/h
2841.	43	LANSELLE,	900.F	506.SEF			19	1:10:41	1:13:09	7:18 min/km	8.2 km/h
2842.	37	SERVAIS,	901.F	105.M0F			19	1:10:28	1:13:26	7:20 min/km	8.1 km/h
2843.	13	PAYENNEVIL	1942.M	144.M1M			19	1:11:17	1:13:44	7:22 min/km	8.1 km/h
2844.	97	LABARRE,	1943.M	967.SEM			19	1:11:02	1:13:57	7:23 min/km	8.1 km/h
2845.	37	SALAMONE,	902.F	106.M0F			19	1:11:02	1:13:57	7:23 min/km	8.1 km/h
2846.	60	BALDINI,	1944.M	145.M1M			19	1:11:02	1:13:57	7:23 min/km	8.1 km/h
2847.	45	MEURIN,	903.F	27.M4F			19	1:11:32	1:14:09	7:24 min/km	8.0 km/h
2848.	37	BROCARD,	904.F	107.M0F			19	1:11:50	1:14:10	7:24 min/km	8.0 km/h
2849.	36	MONGIN,	905.F	507.SEF			19	1:11:39	1:14:44	7:28 min/km	8.0 km/h
2850.	20	DEMETTE,	1945.M	220.M0M			19	1:12:18	1:14:47	7:28 min/km	8.0 km/h
2851.	37	ELBEZE,	906.F	508.SEF			19	1:12:40	1:15:02	7:30 min/km	7.9 km/h
2852.	60	BASSAID,	907.F	41.M2F			19	1:15:10	1:15:10	7:30 min/km	7.9 km/h
2853.	44	SANCHEZ,	908.F	4.CAF			20	1:12:24	1:15:13	7:31 min/km	7.9 km/h
2854.	45	DELVA,	909.F	509.SEF			19	1:12:54	1:15:17	7:31 min/km	7.9 km/h
2855.	12	DE WEERT,	1946.M	221.M0M			19	1:12:42	1:15:41	7:34 min/km	7.9 km/h
2856.	18	WILFART,	1947.M	222.M0M			19	1:13:18	1:15:45	7:34 min/km	7.9 km/h
2857.	22	EL	1948.M	146.M1M			19	1:13:18	1:15:46	7:34 min/km	7.9 km/h
2858.	40	CIVILIO,	910.F	87.M1F			19	1:12:47	1:15:47	7:34 min/km	7.9 km/h
2859.	36	SARGIER,	911.F	88.M1F			19	1:12:48	1:15:47	7:34 min/km	7.9 km/h
2860.	36	COCHEZ,	912.F	89.M1F			19	1:12:48	1:15:47	7:34 min/km	7.9 km/h
2861.	39	TERRIER,	913.F	68.ESF			20	1:13:37	1:15:52	7:35 min/km	7.9 km/h
2862.	37	BENITO	914.F	69.ESF			20	1:13:05	1:16:06	7:36 min/km	7.8 km/h
2863.	14	LASAK,	1949.M	136.M2M			19	1:13:48	1:16:35	7:39 min/km	7.8 km/h
2864.	44	VIGNON, Léa	915.F	510.SEF			19	1:14:37	1:17:07	7:42 min/km	7.7 km/h
2865.	39	PLANÇON,	916.F	90.M1F			19	1:14:25	1:17:24	7:44 min/km	7.7 km/h
2866.	41	GUILLEMIN,	917.F	511.SEF			19	1:14:51	1:17:36	7:45 min/km	7.7 km/h
2867.	14	WIECKOWIAK	1950.M	968.SEM			19	1:14:51	1:17:37	7:45 min/km	7.7 km/h
2868.	36	CORNIL-EVR	918.F	70.ESF			20	1:16:03	1:17:45	7:46 min/km	7.7 km/h
2869.	47	GUERS,	1951.M	6.M7M			19	1:15:36	1:18:02	7:48 min/km	7.6 km/h
2870.	37	VIOLANTE-C	919.F	512.SEF			20	1:15:54	1:18:14	7:49 min/km	7.6 km/h
2871.	37	BIA, Elodie	920.F	40.M3F			19	1:16:16	1:18:54	7:53 min/km	7.6 km/h
2872.	79	BOUSSELLA	1952.M	99.M3M			19	1:16:16	1:18:55	7:53 min/km	7.6 km/h
2873.	39	BIRGY, Cathy	921.F	513.SEF			19	1:15:58	1:19:00	7:53 min/km	7.5 km/h
2874.	39	ARMBRUSTE	922.F	91.M1F			19	1:15:59	1:19:01	7:54 min/km	7.5 km/h
2875.	16	SAMBOURG,	1953.M	223.M0M			19	1:16:43	1:19:37	7:57 min/km	7.5 km/h
2876.	43	LEMOINE,	923.F	514.SEF			19	1:17:22	1:20:14	8:01 min/km	7.4 km/h
2877.	48	GEHENNE,	1954.M	969.SEM			19	1:17:22	1:20:14	8:01 min/km	7.4 km/h
2878.	43	WILLOT,	924.F	92.M1F			19	1:18:00	1:20:24	8:02 min/km	7.4 km/h
2879.	44	ALONE,	925.F	515.SEF			19	1:17:53	1:20:27	8:02 min/km	7.4 km/h

5km et 10km de l'Urban Trail de Lille

Résultats 10km - Label National

Pos.	Do	Nom	Sexe	Cat.	Nat.	A	Club	TNet	TBrut	Allure	Vitesse
2880.	37	DEL COURT,	926.F	516.SEF		20		1:18:21	1:20:35	8:03 min/km	7.4 km/h
2881.	36	KERLO,	927.F	108.M0F		19		1:17:32	1:20:37	8:03 min/km	7.4 km/h
2882.	19	DESQUIENS,	1955.M	970.SEM		19		1:17:44	1:20:40	8:03 min/km	7.4 km/h
2883.	43	FRAISSENON	928.F	71.ESF		20		1:17:44	1:20:40	8:03 min/km	7.4 km/h
2884.	42	CHARRIÈRE,	929.F	517.SEF		20		1:18:02	1:21:03	8:06 min/km	7.4 km/h
2885.	42	HASBROUCQ	930.F	7.M5F		19		1:18:29	1:21:28	8:08 min/km	7.3 km/h
2886.	45	OUCHENE,	931.F	42.M2F		19		1:19:18	1:21:53	8:11 min/km	7.3 km/h
2887.	45	DEQUIREZ,	932.F	518.SEF		20		1:33:23	1:33:23	9:20 min/km	6.4 km/h
2888.	16	GODIN,	1956.M	971.SEM		19	US ATHLETIQUES	1:33:26	1:33:35	9:21 min/km	6.4 km/h
2889.	25	DUTERRIER,	1957.M	972.SEM		19	RC ARRAS*	1:47:44	1:47:47	10:46 min/km	5.5 km/h
2890.	23	RIGAUT,	1958.M	973.SEM		19	SPN VERNON*	1:49:13	1:49:13	10:55 min/km	5.4 km/h
2891.	56	WARNIER,	1959.M	100.M3M		19		2:01:02	2:01:02	12:06 min/km	4.9 km/h
2892.	45	CORDONNIE	933.F	41.M3F		19		2:03:08	2:03:08	12:18 min/km	4.8 km/h